

5PS & 7PS

5-7 PARRAMATTA SQUARE

REV H (DA SET - EXTERNAL ENVELOPE)

2017/11/10



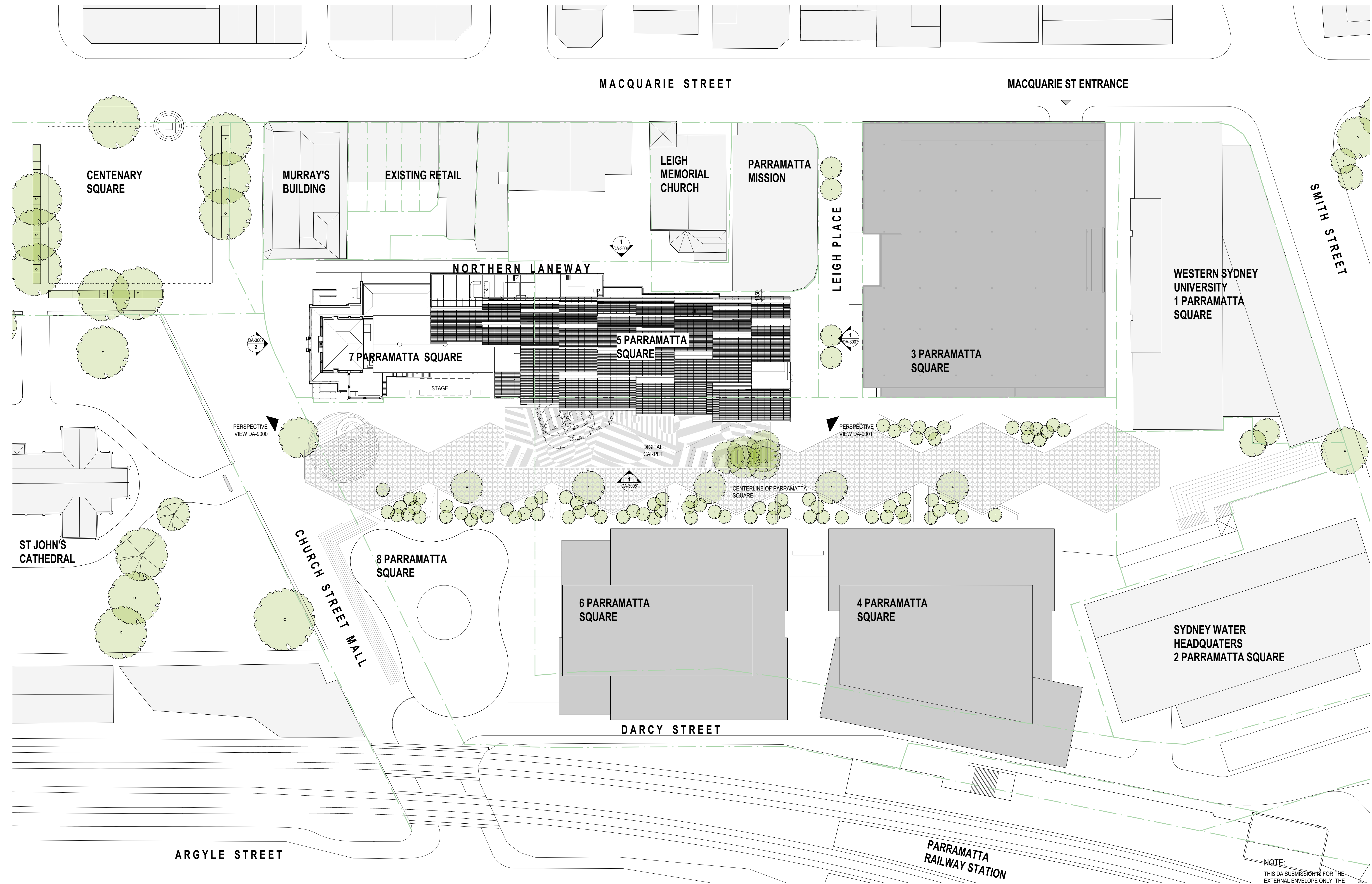
SHEET LIST

DRAWING REGISTER - DA

SHEET NUMBER	SHEET NAME	REVISION	REVISION DATE
DA-0000	COVER SHEET	I	2017/11/14
DA-1000	CONTEXT PLAN	G	2017/11/14
DA-1001	PRECINCT MASTERPLAN - BASEMENT 01	D	2017/11/14
DA-1005	BOUNDARY PLAN	G	2017/11/14
DA-1500	SHADOW DIAGRAMS	G	2017/11/14
DA-1600	URBAN DESIGN - SITE PLAN	H	2017/11/14
DA-1601	URBAN DESIGN - SOUTH SITE ELEVATION	I	2017/11/14
DA-1602	URBAN DESIGN - PLAN_PUBLIC DOMAIN NORTHERN LANEWAY AND EAST CIVIC LINK	B	2017/11/14
DA-1603	URBAN DESIGN - SECTION_PUBLIC DOMAIN- NORTHERN LANEWAY	B	2017/11/14
DA-1605	URBAN DESIGN- FIRE BOOSTER CUPBOARD	A	2017/11/14
DA-1610	URBAN DESIGN - NORTH ELEVATION	B	2017/11/14
DA-1611	URBAN DESIGN - SOUTH ELEVATION	B	2017/11/14
DA-1620	URBAN DESIGN - BUILDING SECTIONS SHEET 01	H	2017/11/14
DA-1621	URBAN DESIGN - BUILDING SECTIONS SHEET 02	C	2017/11/14
DA-1622	URBAN DESIGN - BUILDING SECTIONS SHEET 03	I	2017/11/14
DA-1623	URBAN DESIGN - BUILDING SECTIONS SHEET 04	B	2017/11/14
DA-1624	URBAN DESIGN - BUILDING SECTIONS SHEET 05	B	2017/11/14
DA-1625	URBAN DESIGN - BUILDING SECTIONS SHEET 06	B	2017/11/14
DA-2100	GROUND FLOOR DEMOLITION PLAN	G	2017/11/14
DA-2110	PLAN- GROUND FLOOR HERITAGE INTERVENTIONS	C	2017/11/14
DA-2111	ELEVATIONS- GROUND FLOOR HERITAGE INTERVENTIONS	C	2017/11/14
DA-2112	IMAGES- GROUND FLOOR HERITAGE INTERVENTIONS	C	2017/11/14
DA-2120	PLAN - EXTERNAL LANDSCAPE AREAS	F	2017/11/14
DA-2135	FACADE DETAILS EAST, WEST, NORTH	B	2017/11/14
DA-2136	FACADE DETAILS SOUTH	B	2017/11/14
DA-2382	BASEMENT 1 PLAN	P	2017/11/14
DA-2383	BASEMENT 1 - MEZZANINE PLAN	P	2017/11/14
DA-2390	GROUND FLOOR PLAN	P	2017/11/14
DA-2391	FIRST FLOOR PLAN	O	2017/11/14
DA-2392	SECOND FLOOR PLAN	O	2017/11/14
DA-2393	THIRD FLOOR PLAN	O	2017/11/14
DA-2394	FOURTH FLOOR PLAN	O	2017/11/14
DA-2395	FIFTH FLOOR PLAN	O	2017/11/14
DA-2396	SIXTH FLOOR PLAN	N	2017/11/14
DA-2397	ROOF PLAN	N	2017/11/14
DA-3005	SOUTH ELEVATION	E	2017/11/14
DA-3006	NORTH ELEVATION	E	2017/11/14
DA-3007	EAST AND WEST ELEVATIONS	E	2017/11/14
DA-9000	NW PERSPECTIVE VIEW	G	2017/11/14
DA-9001	NE PERSPECTIVE VIEW	E	2017/11/14
DA-9002	PERSPECTIVE VIEW 01	B	2017/11/14
DA-9003	PERSPECTIVE VIEW 02	B	2017/11/14
Grand total: 42			

NOTE:
THIS DA SUBMISSION IS FOR THE EXTERNAL ENVELOPE ONLY. THE INTERNAL PLANS SUBJECT TO SEPARATE FITOUT APPLICATION

<div>© Copyright DesignInc Sydney Pty Limited</div> <div>Nominated Architects</div> <div>Anthony Quan 3421 Sandeep Arora 7337 Ian Armstrong 7360 Richard Owen 8126</div>	I	2017/11/14	ISSUED FOR REVIEW	DI
	H	2017/11/10	DA DRAFT RESUBMISSION	DI
	G	2017/08/25	DA SET FOR EXTERNAL ENVELOPE	TJF/RC/JZ/DL
	F	2017/07/12	DA SET - EXTERNAL ENVELOPE	TJF
	E	2017/06/09	DRAFT DA SET	TJF/RC
	D	2017/06/07	FOR FEEDBACK	TJF/RC
	C	2017/06/05	ISSUED FOR QS REPORT	TJF/RC
	B	2017/05/12	FROZEN PLANS ISSUE (QS REVIEW)	TJF
	A	2017/05/08	PRE-DA ISSUE	
	No	DATE	REVISIONS	BY
CLIENT <div>5-7PS</div> <div>5-7 Parramatta Square</div>				
Manuelle Gautrand Architecture DesignInc <div>Lacoste + Stevenson</div> architects in association				
PROJECT			5-7 PARRAMATTA SQUARE	
TITLE			COVER SHEET	
DRAWN BY			RC/JZ	
SCALES			NTS	
PLOT DATE			2017/11/14	
PROJECT N°.			P16-044	REVISION
DRAWING N°.			DA-0000	I



NOTE:
THIS DA SUBMISSION IS FOR THE
EXTERNAL ENVELOPE ONLY. THE
INTERNAL PLANS SUBJECT TO
SEPARATE FITOUT APPLICATION

<div>0 4 8 12 16 20 SCALE BAR - 1:400 m</div> <div>© Copyright DesignInc Sydney Pty Limited Nominated Architects Anthony Quan 3421 Sandeep Arora 7337 Ian Armstrong 7360 Richard Owen 8126</div>	I	2018/01/16	ISSUED WITH CIVIL LEVELS UPDATED	DI
	H	2017/11/23	ISSUED FOR REVIEW	DI
	G	2017/11/14	ISSUED FOR REVIEW	DI
	F	2017/11/10	DA DRAFT RESUBMISSION	DI
	E	2017/08/25	DA SET FOR EXTERNAL ENVELOPE	TJF/RC/JZ/DL
	D	2017/07/12	DA SET - EXTERNAL ENVELOPE	TJF
	C	2017/06/09	DRAFT DA SET	TJF/RC
	B	2017/05/12	FROZEN PLANS ISSUE (QS REVIEW)	TJF
	A	2017/05/08	PRE-DA ISSUE	TJF
	No	DATE	REVISIONS	BY

CLIENT
5-7PS
5-7 Parramatta Square

Manuelle Gautrand Architecture | DesignInc | **Lacoste + Stevenson**
architects in association

PROJECT 5-7 PARRAMATTA SQUARE
TITLE CONTEXT PLAN

DRAWN BY	RC/JZ	
	SCALES 1:400 @ A1	
PLOT DATE		2018/01/16
PROJECT N°.	P16-044	REVISION
DRAWING N°.	DA-1000	I

No	DATE	REVISIONS	BY
G	2017/11/14	ISSUED FOR REVIEW	DI
F	2017/11/10	DA DRAFT RESUBMISSION	DI
E	2017/08/25	DA SET FOR EXTERNAL ENVELOPE	TJF/RC/JZ/DL
D	2017/07/12	DA SET- EXTERNAL ENVELOPE	TJF
C	2017/06/09	DRAFT DA SET	TJF/RC
B	2017/05/12	FROZEN PLANS ISSUE (QS REVIEW)	TJF
A	2017/05/08	PRE-DA ISSUE	

CLIENT

5-7PS
5-7 Parramatta Square

Manuelle Gautrand Architecture | DesignInc | **Lacoste + Stevenson**
architects in association

PROJECT 5-7 PARRAMATTA SQUARE

TITLE BOUNDARY PLAN

DRAWN BY

RC/JZ

SCALES

1 : 200 @ A1

PLOT DATE

2017/11/14

PROJECT N°.

P16-044

REVISION

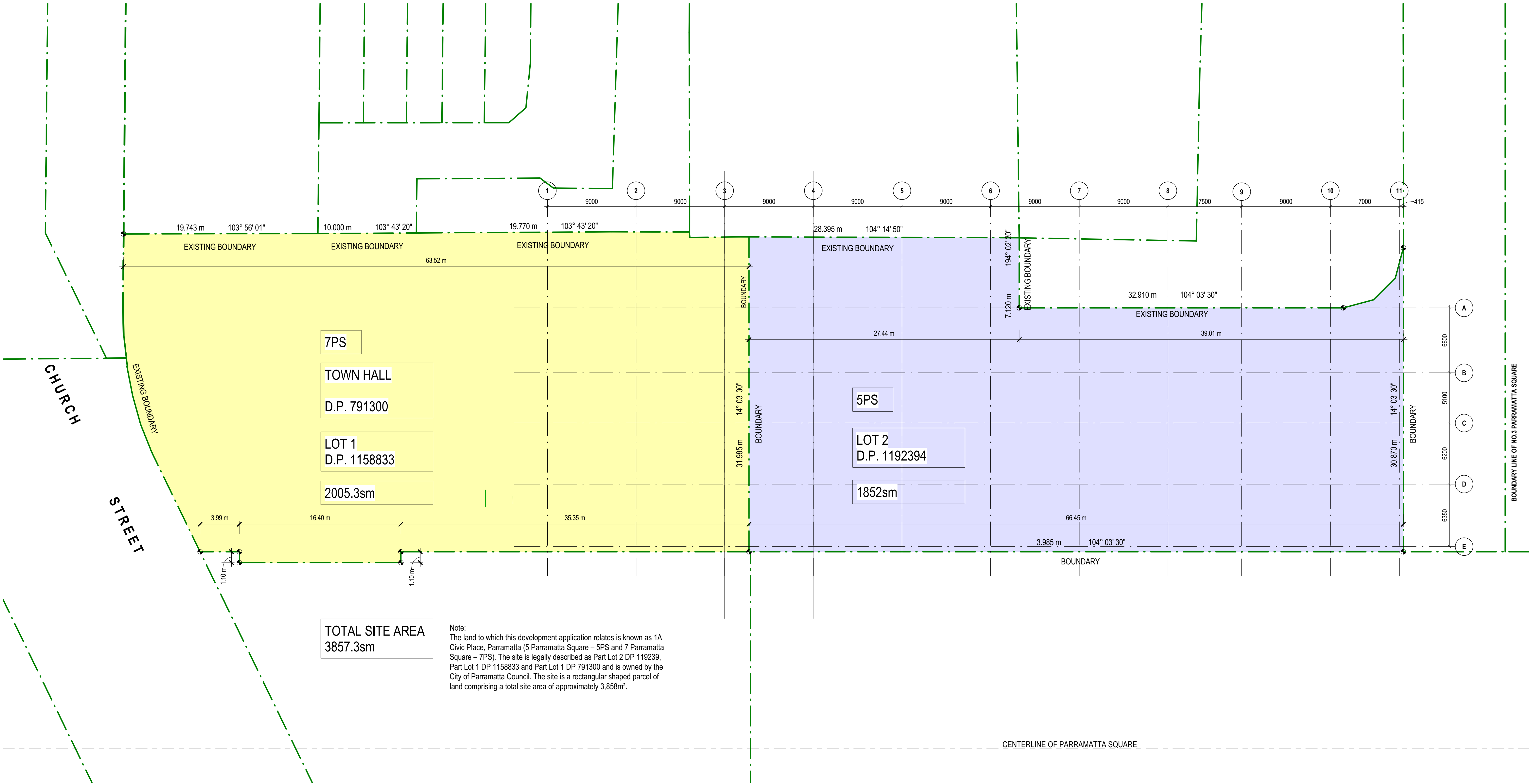
DRAWING N°.

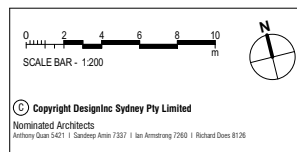
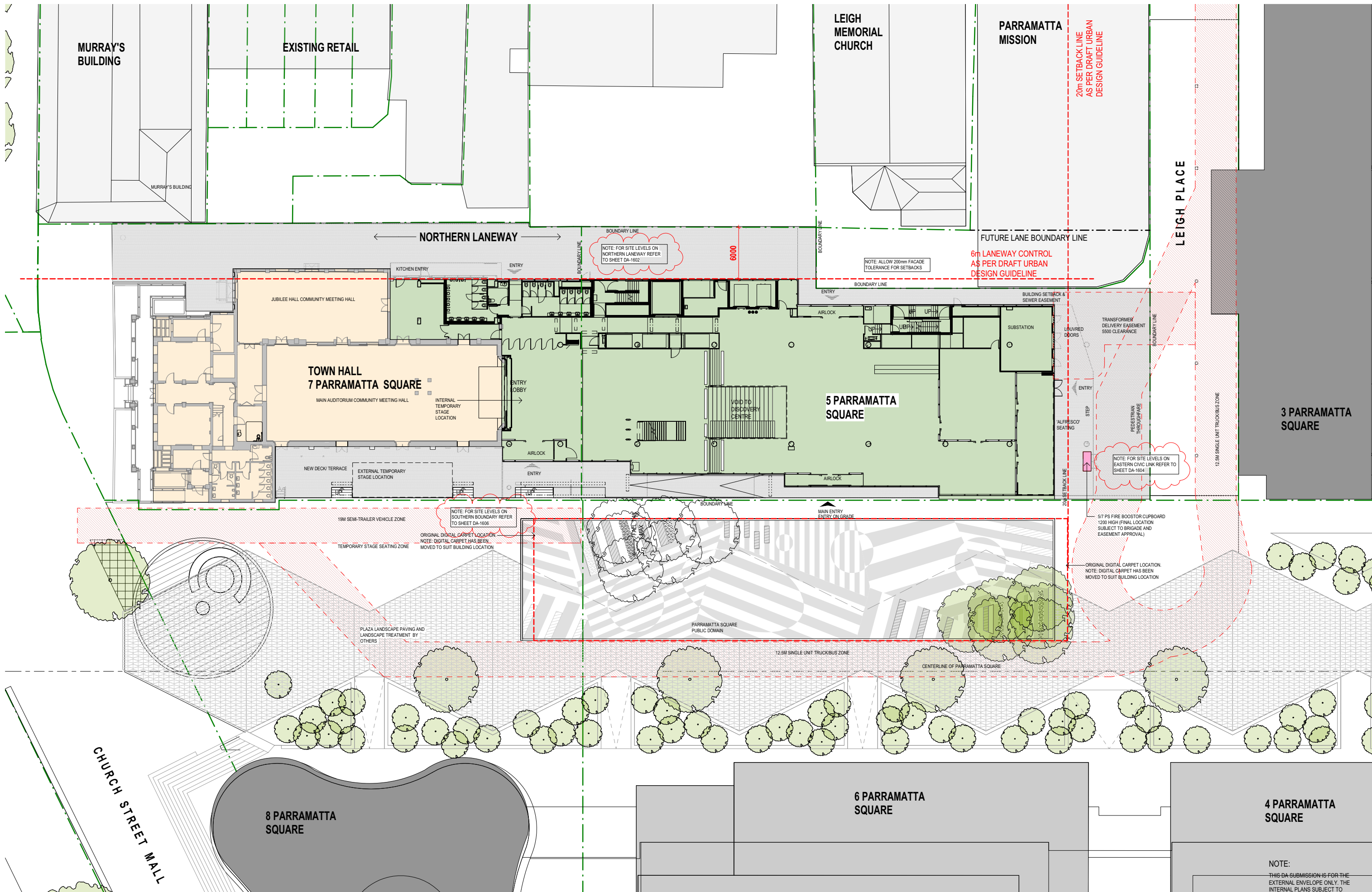
DA-1005

G

NOTE:

THIS DA SUBMISSION IS FOR THE
EXTERNAL ENVELOPE ONLY. THE
INTERNAL PLANS SUBJECT TO
SEPARATE FITOUT APPLICATION





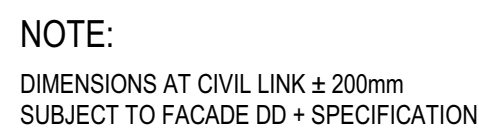
J	2018/01/16	ISSUED WITH CIVIL LEVELS UPDATED	DI
I	2017/11/23	ISSUED FOR REVIEW	DI
H	2017/11/14	ISSUED FOR REVIEW	DI
G	2017/11/10	DA DRAFT RESUBMISSION	DI
F	2017/08/25	DA SET FOR EXTERNAL ENVELOPE	TJ/RJC/DL
E	2017/07/12	DA SET - EXTERNAL ENVELOPE	TJ/F
D	2017/07/10	ISSUE FOR INFORMATION	
C	2017/06/09	DRAFT DA SET	TJ/RJC
B	2017/05/12	FROZEN PLANS ISSUE (QS REVIEW)	TJ/F
No	DATE	REVISIONS	BY

CLIENT
5-7PS
5-7 Parramatta Square

Manuelle Gautrand Architecture | DesignInc | Lacoste + Stevenson
architects in association

PROJECT 5-7 PARRAMATTA SQUARE
TITLE URBAN DESIGN - SITE PLAN

	DRAWN BY	RC/JZ	
	SCALES	1 : 200 @ A1	
	PLOT DATE	2018/01/16	
PROJECT Nº.	P16-044	REVISION	
DRAWING Nº.	DA-1600	J	

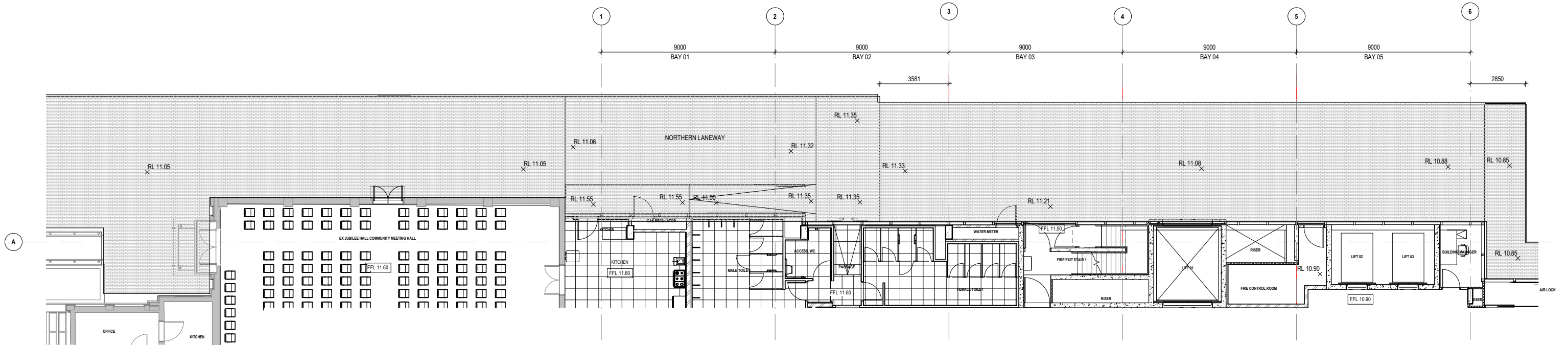


NOTE:
THIS DA SUBMISSION IS FOR THE
EXTERNAL ENVELOPE ONLY. THE
INTERNAL PLANS SUBJECT TO
SEPARATE FITOUT APPLICATION

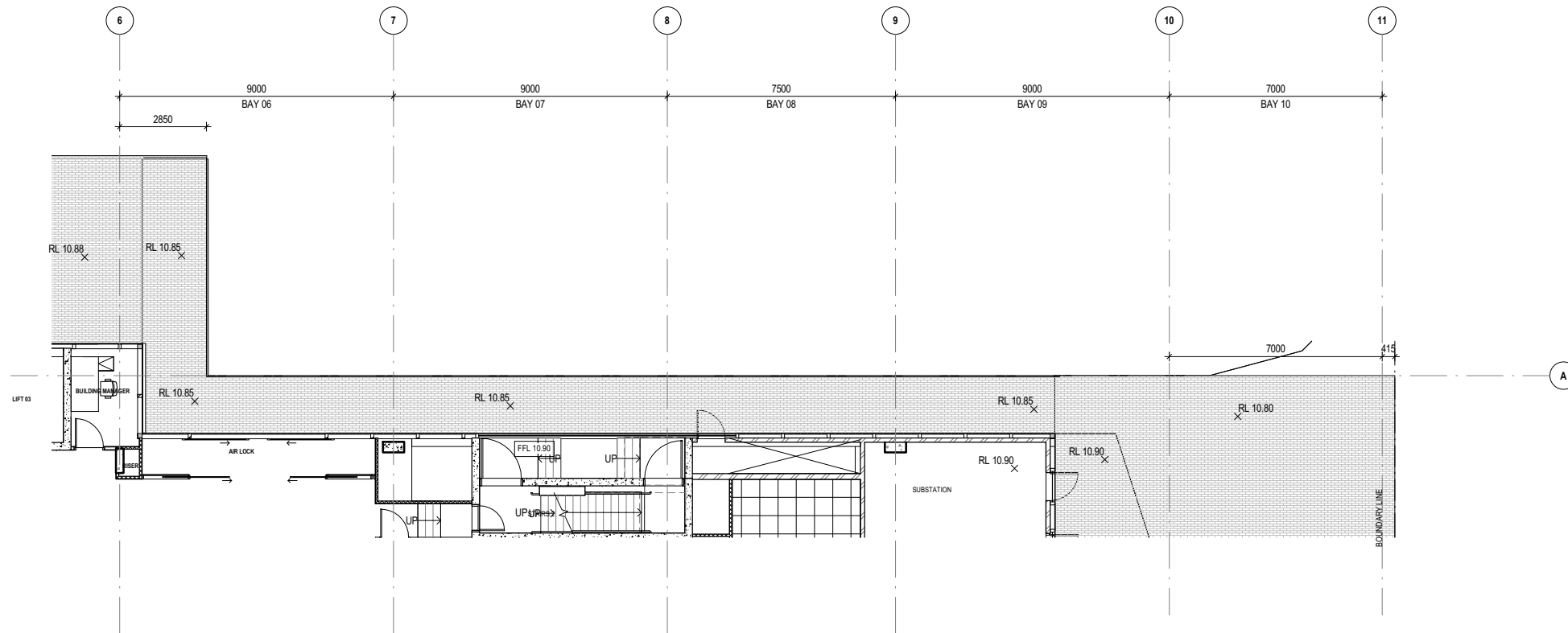
		I	2017/11/14	ISSUED FOR REVIEW		DI
		H	2017/11/10	DA DRAFT RESUBMISSION		DI
		F	2017/08/25	DA SET FOR EXTERNAL ENVELOPE		TJ,F,R/C,Z/D
		G	2017/07/12	DA SET - EXTERNAL ENVELOPE		TJ,F,R/C,Z/D
		E	2017/07/05	ISSUED FOR CO-ORDINATION		TJ,F,R/C
		D	2017/06/09	DRAFT DA SET		TJ,F,R/C
		C	2017/06/01	FOR INFORMATION		
		B	2017/05/12	FROZEN PLANS ISSUE (QS REVIEW)		TJ,F
		A	2017/05/08	PRE-DA ISSUE		
© Copyright Designlink Sydney Pty Limited Nominated Architects Anthony Swan 4241 Sydney Green 7233 Ian Armstrong 7260 Richard Dean 8126		No	DATE	REVISIONS	BY	

Manuelle Gautrand Architecture | DesignInc | Lacoste + Stevenson
architects in association

PROJECT	5-7 PARRAMATTA SQUARE	DRAWN BY	RC/JZ	
		SCALES	1 : 200 @ A1	
		PLOT DATE	2017/11/14	
		PROJECT N°.	P16-044	REVISION
		DRAWING N°.	DA-1601	I
TITLE	URBAN DESIGN - SOUTH SITE ELEVATION			



1 PLAN- NORTHERN LANEWAY GRADIENT GRID 1-6
SCALE 1:100



2 PLAN- NORTHERN LANEWAY GRADIENT GRID 6-11
SCALE 1:100

No	DATE	REVISIONS	BY
D	2018/01/16	ISSUED WITH CIVIL LEVELS UPDATED	DI
C	2017/11/23	ISSUED FOR REVIEW	DI
B	2017/11/14	ISSUED FOR REVIEW	DI
A	2017/11/10	DA DRAFT RESUBMISSION	DI

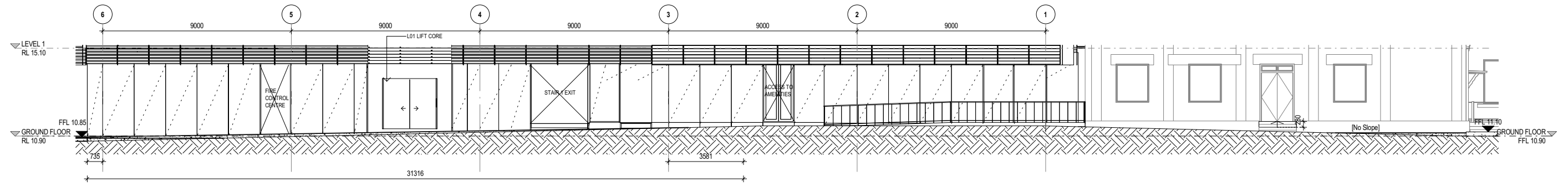
CLIENT
5-7PS
5-7 Parramatta Square

Manuelle Gautrand Architecture | DesignInc | **Lacoste + Stevenson**
architects in association

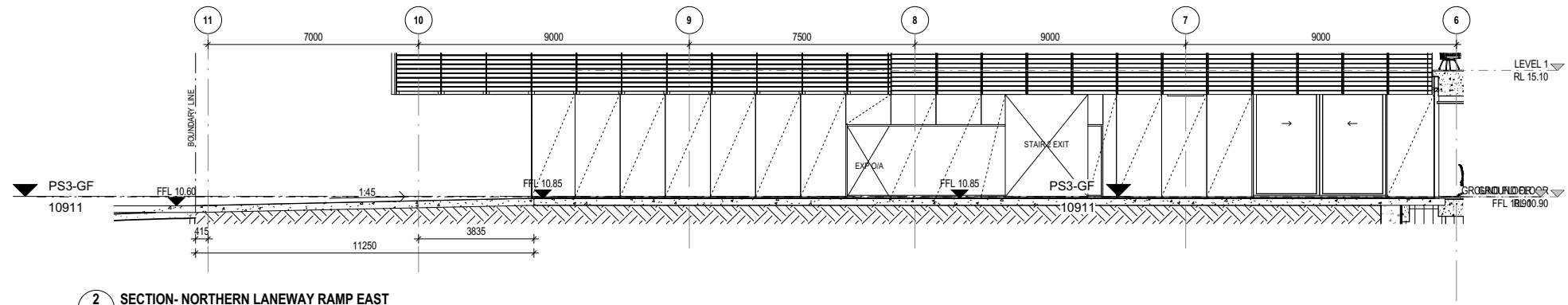
PROJECT 5-7 PARRAMATTA SQUARE

TITLE URBAN DESIGN - PLAN- NORTHERN LANEWAY

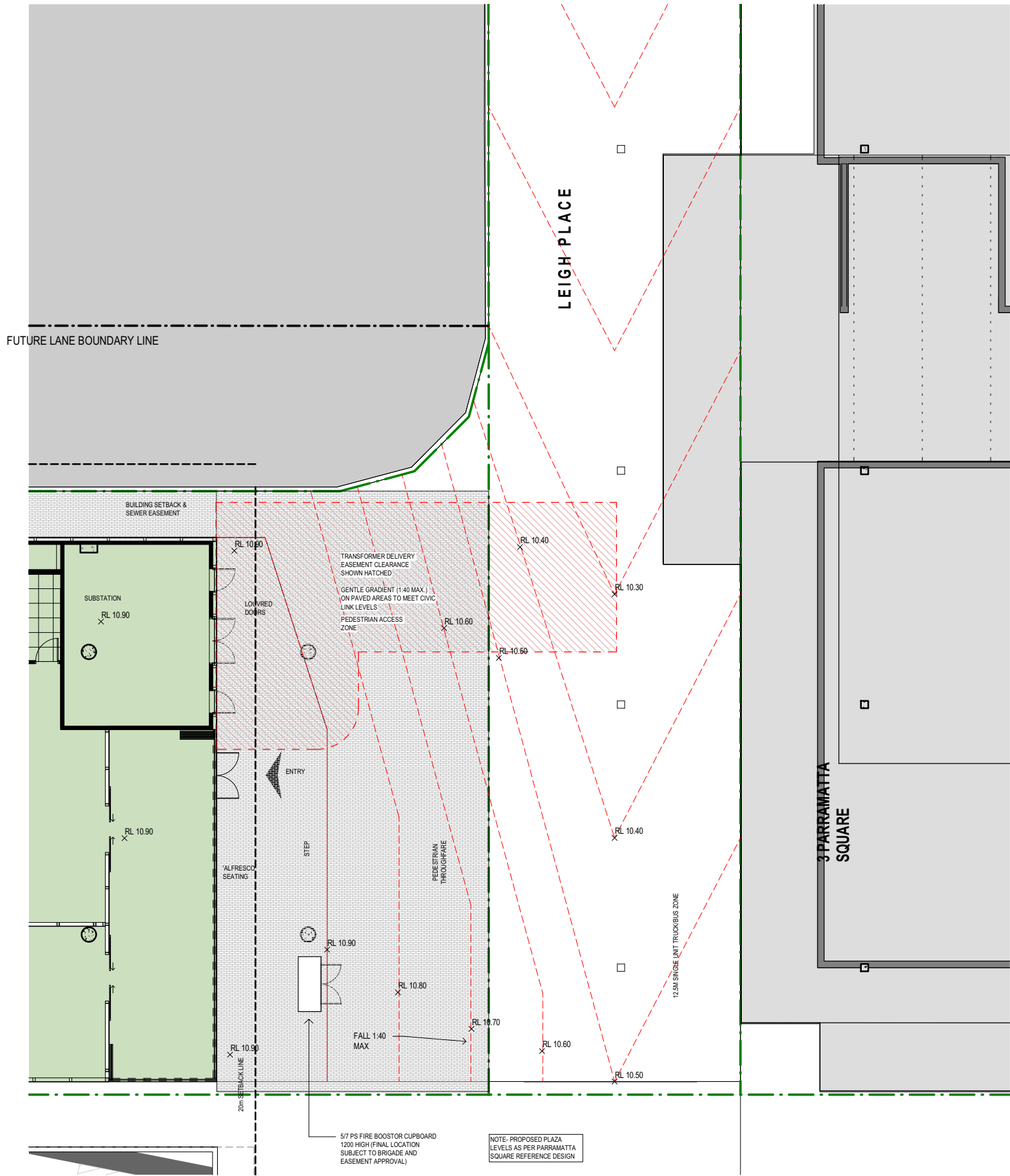
DRAWN BY	RC/JZ/TJF/DL		
SCALES	1:100 @ A1		
PLOT DATE	2018/01/16		
PROJECT N°.	P16-044	REVISION	
DRAWING N°.	DA-1602		D



1 SECTION- NORTHERN LANEWAY RAMP WEST
SCALE 1:100



2 SECTION- NORTHERN LANEWAY RAMP EAST
SCALE 1:100



1 SITE PLAN L00 EAST
DA-3000 SCALE 1:100

010002000300040005000mm

SCALE BAR - 1:100

N

© Copyright DesignInc Sydney Pty Limited

Normanville Architects

Anthony Quan 5421 | Sandeep Arora 7137 | Ben Armstrong 7560 | Richard Davis 8136

A	2018/01/16	ISSUED WITH CIVIL LEVELS UPDATED	DI
No	DATE	REVISIONS	BY

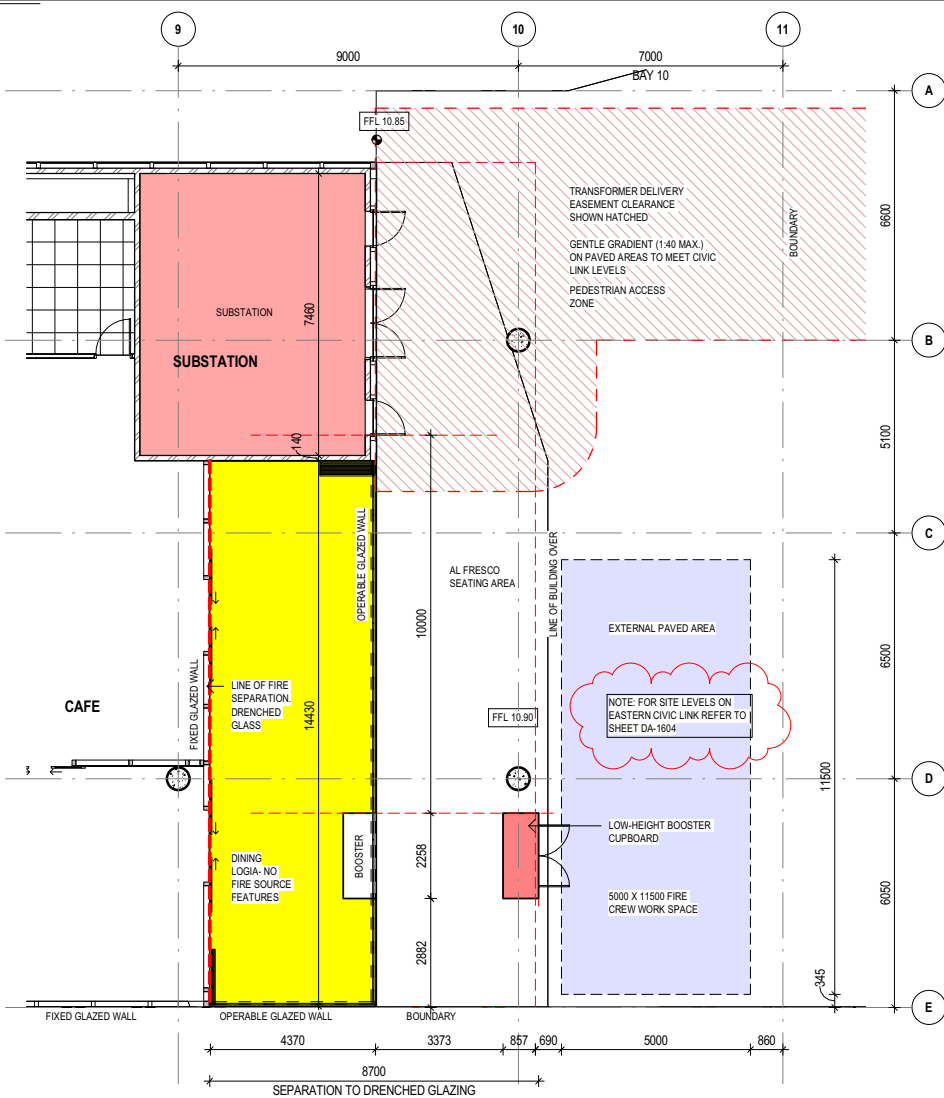
CLIENT
5-7PS
5-7 Parramatta Square

Manuelle Gautrand Architecture | DesignInc | **Lacoste + Stevenson**
architects in association

PROJECT 5-7 PARRAMATTA SQUARE

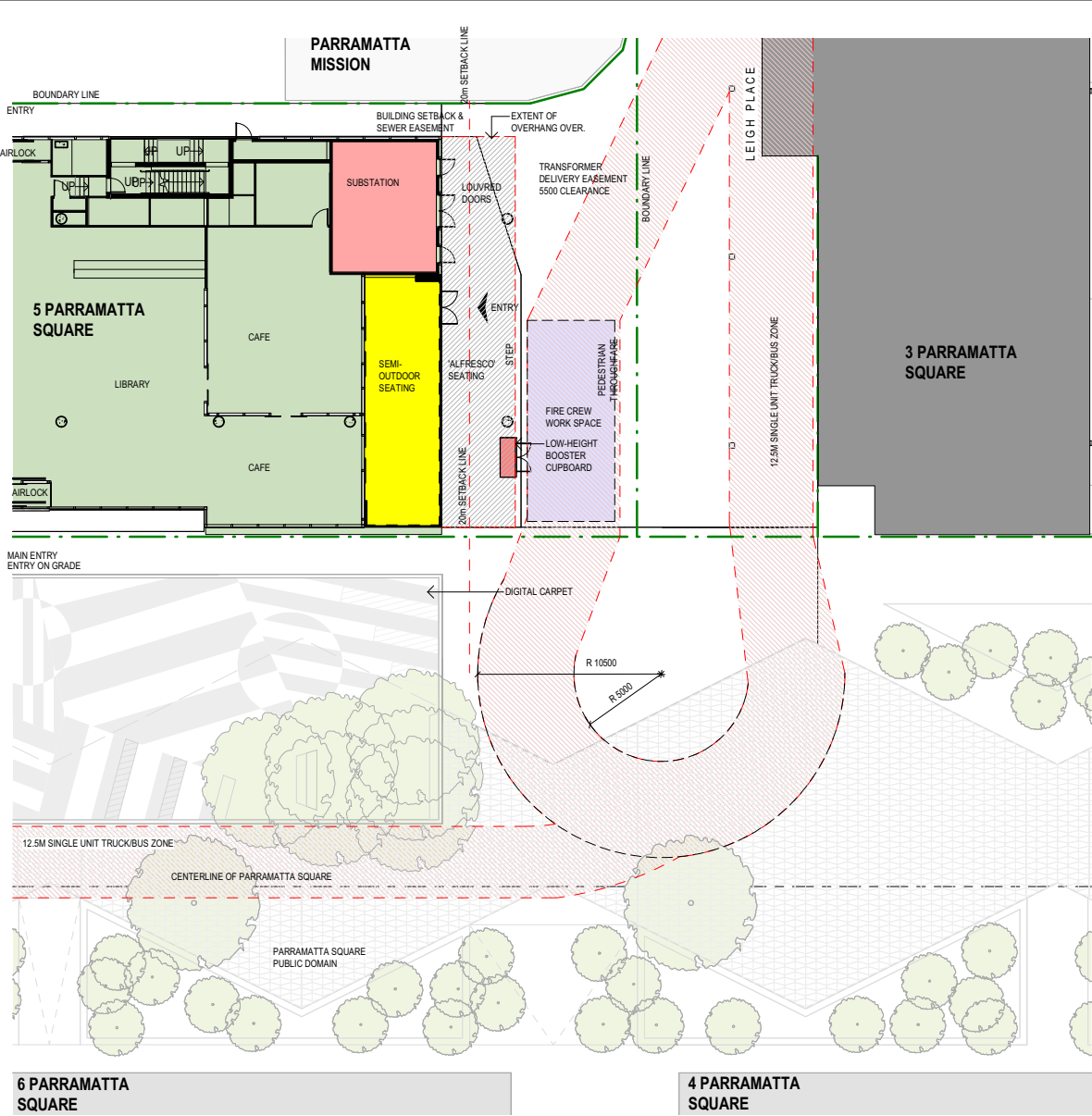
TITLE URBAN DESIGN - PLAN- EASTERN CIVIC LINK

DRAWN BY	DI		
SCALES	1:100 @ A1		
PLOT DATE	2018/01/16		
PROJECT N°.	P16-044	REVISION	
DRAWING N°.	DA-1604	A	



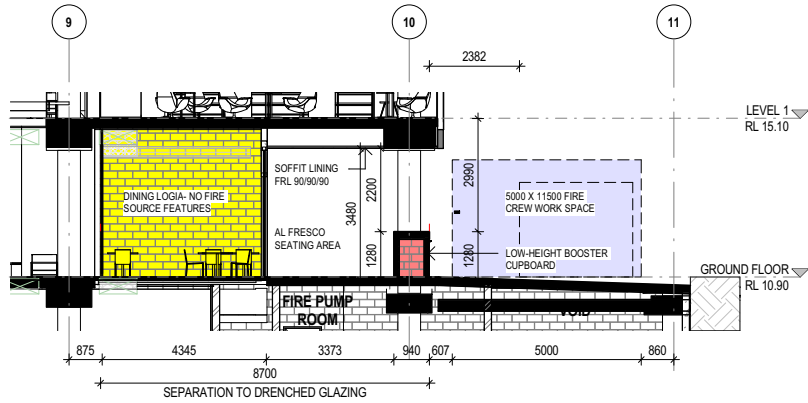
1 PLAN- BOOSTER CUPBOARD AND CIRCULATION

AR-2217 SCALE 1:100



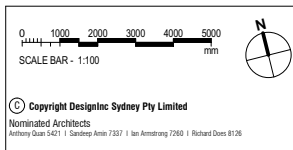
2 SITE PLAN- PUBLIC DOMAIN CIVIC LINK

DA-3009 SCALE 1:200



3 SECTION- BOOSTER CUPBOARD

SCALE 1:100



No	DATE	REVISIONS	BY
C	2018/01/16	ISSUED WITH CIVIL LEVELS UPDATED	DI
B	2017/11/23	ISSUED FOR REVIEW	DI
A	2017/11/14	ISSUED FOR REVIEW	DI

CLIENT
5-7PS
5-7 Parramatta Square

Manuelle Gautrand Architecture | DesignInc | **Lacoste + Stevenson**
architects in association

PROJECT 5-7 PARRAMATTA SQUARE

TITLE URBAN DESIGN- FIRE BOOSTER CUPBOARD

DRAWN BY

TJF

SCALES

As indicated @ A1

PLOT DATE

2018/01/16

PROJECT N°.

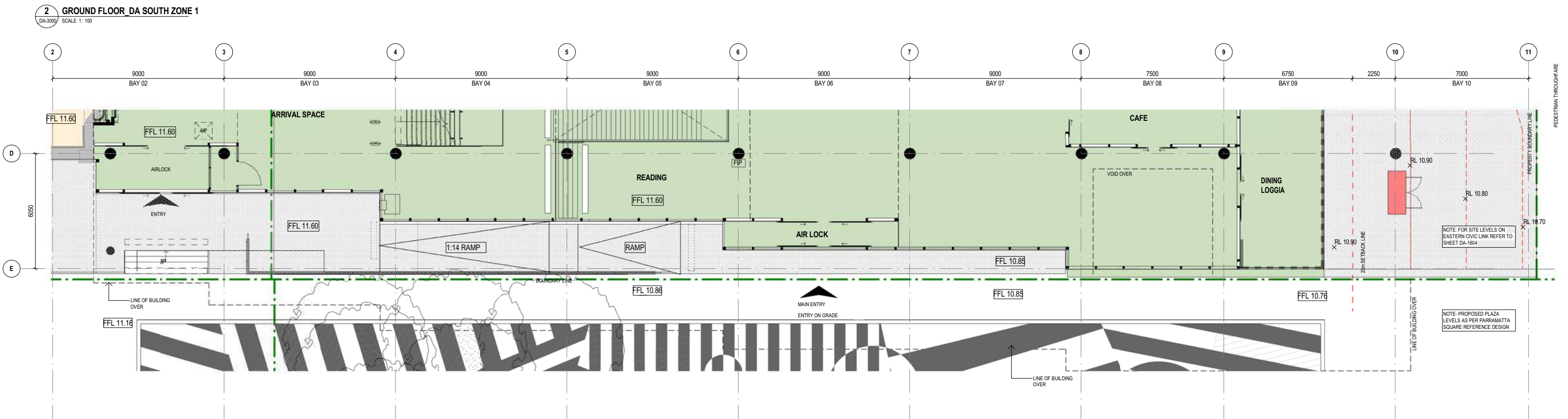
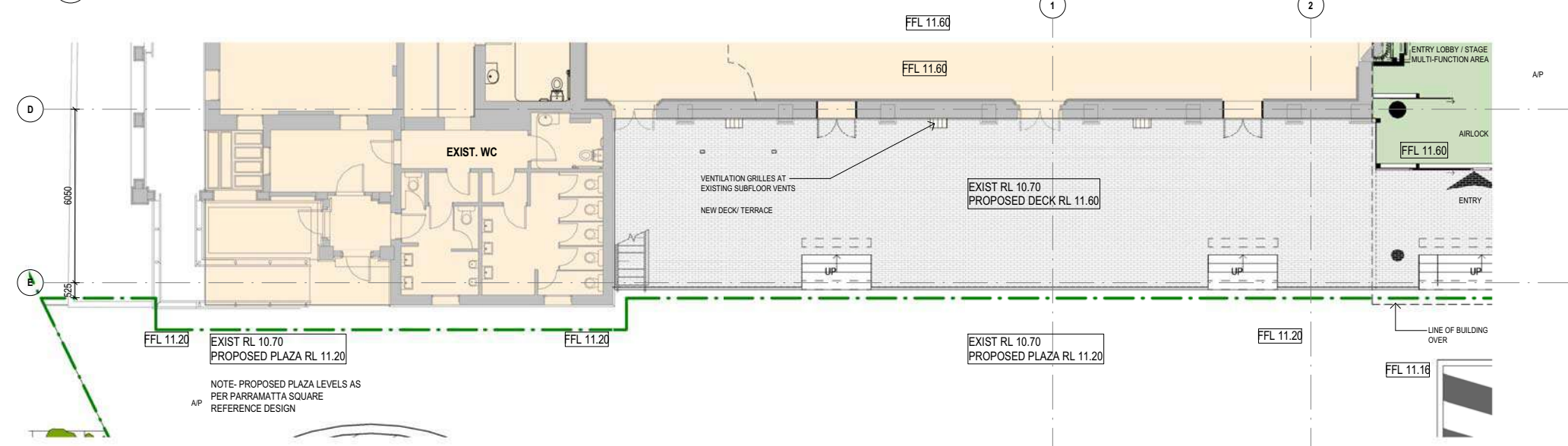
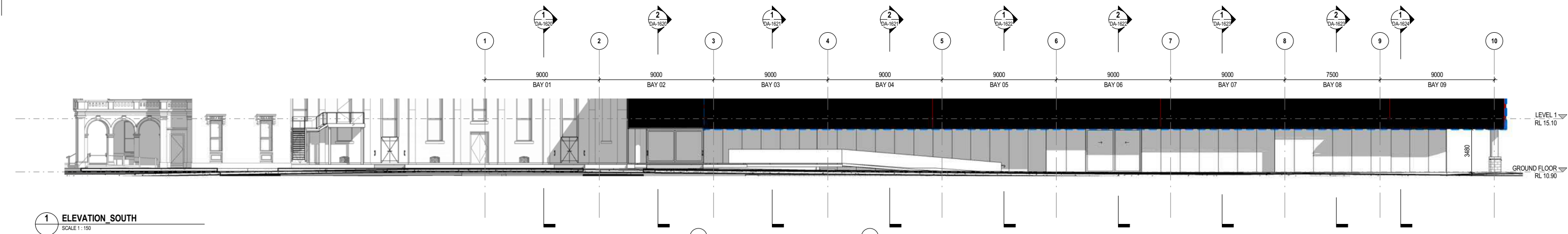
P16-044

REVISION

DRAWING N°.

DA-1605

C



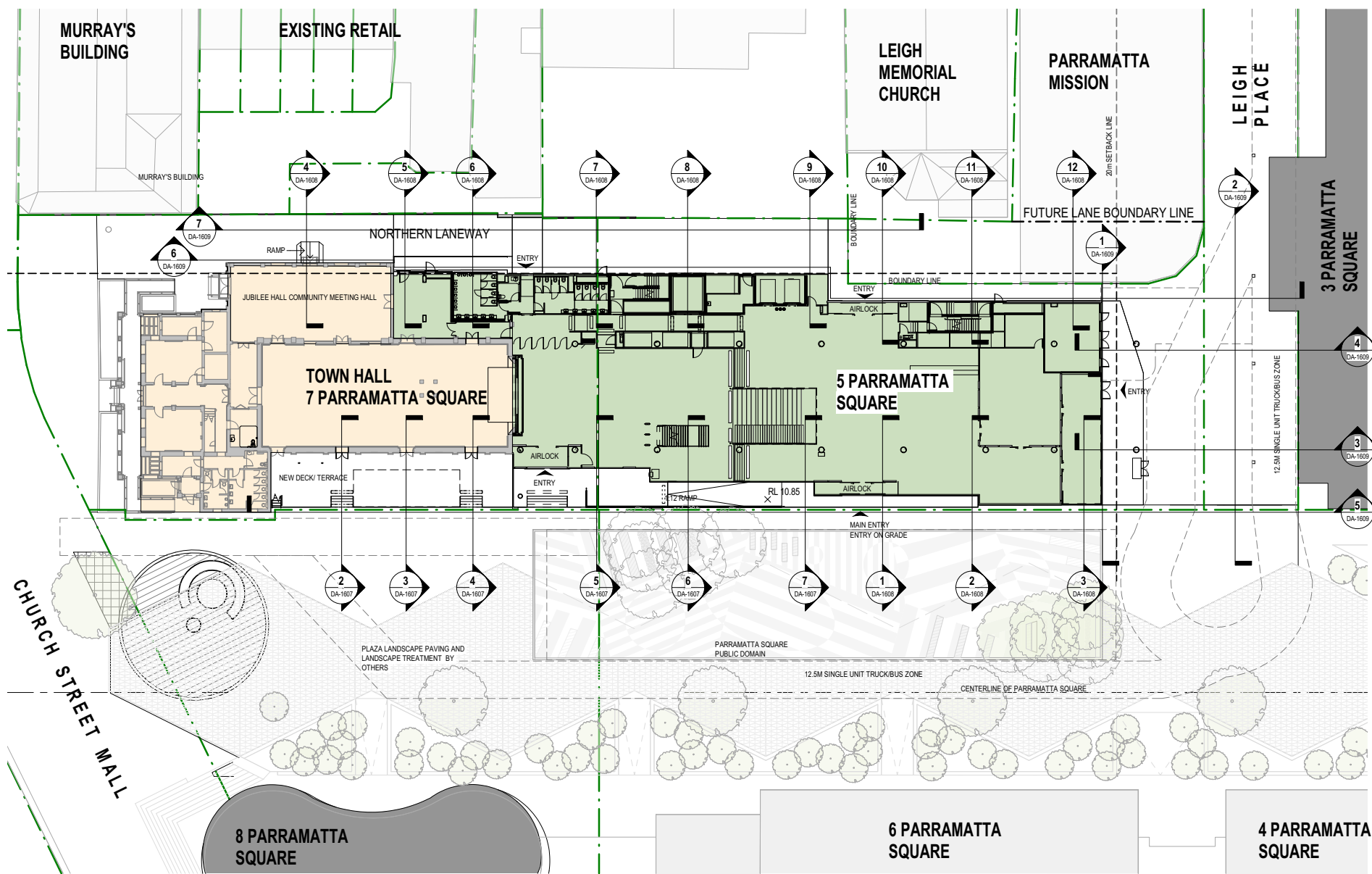
No	DATE	REVISIONS	BY
D	2018/01/16	ISSUED WITH CIVIL LEVELS UPDATED	DI
C	2017/11/23	ISSUED FOR REVIEW	DI
B	2017/11/14	ISSUED FOR REVIEW	DI
A	2017/11/10	DA DRAFT RESUBMISSION	DI

CLIENT
5-7PS
5-7 Parramatta Square

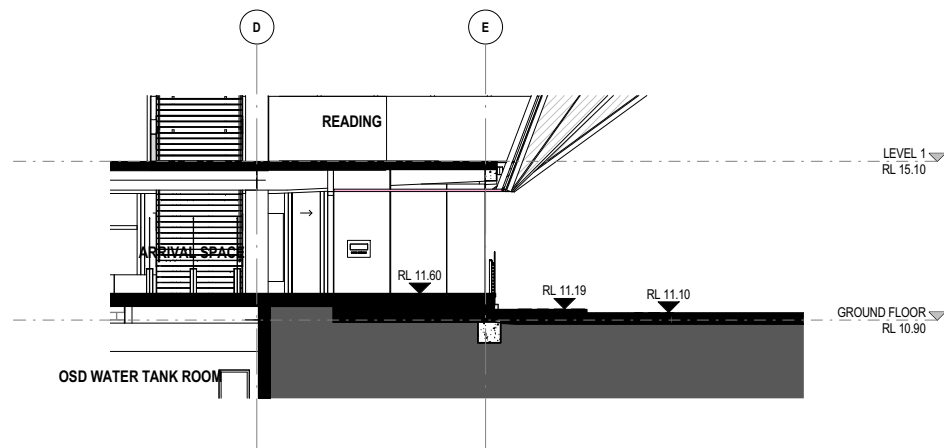
Manuelle Gautrand Architecture | DesignInc | **Lacoste + Stevenson**
architects in association

PROJECT 5-7 PARRAMATTA SQUARE
TITLE URBAN DESIGN - PLAN- SOUTH

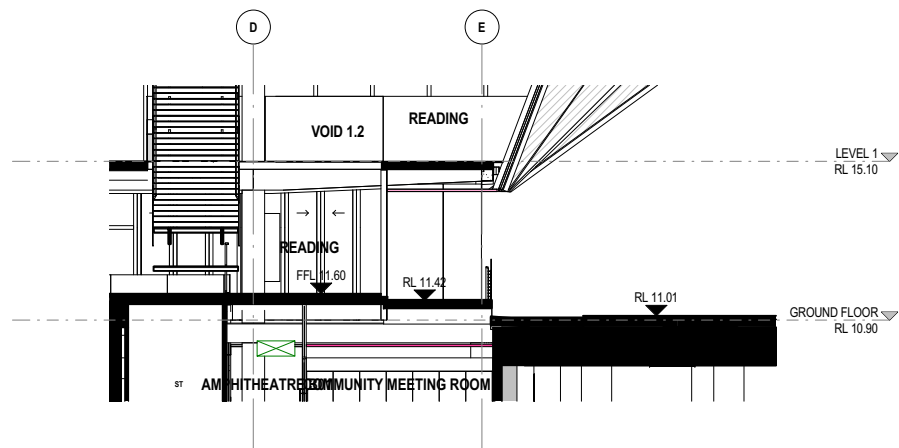
	DRAWN BY	RC/JZ/TJF/DL	
	SCALES	As indicated @ A1	
	PLOT DATE	2018/01/16	
PROJECT N°.	P16-044	REVISION	
DRAWING N°.	DA-1606	D	



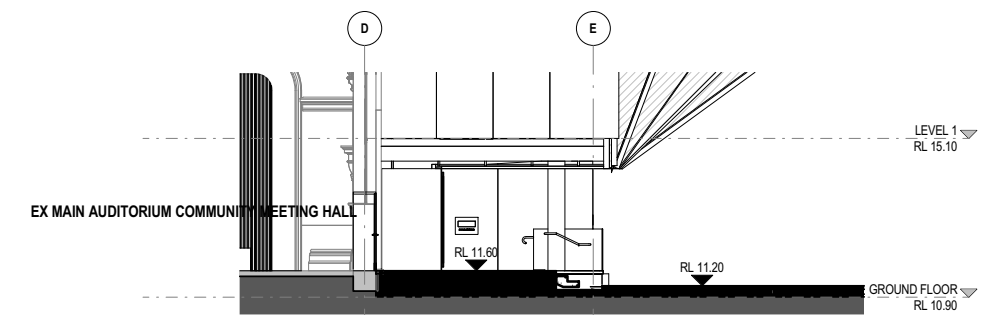
1 ALIGNMENT PLAN
SCALE 1:300



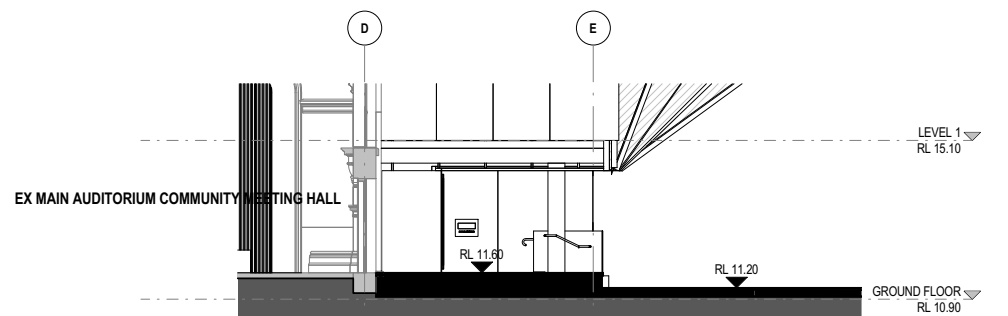
5 ALIGNMENT SECTION 04
SCALE 1:100



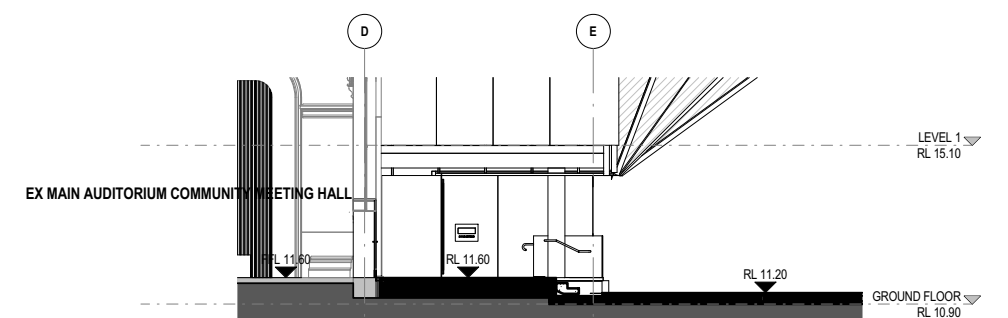
6 ALIGNMENT SECTION 05
SCALE 1:100



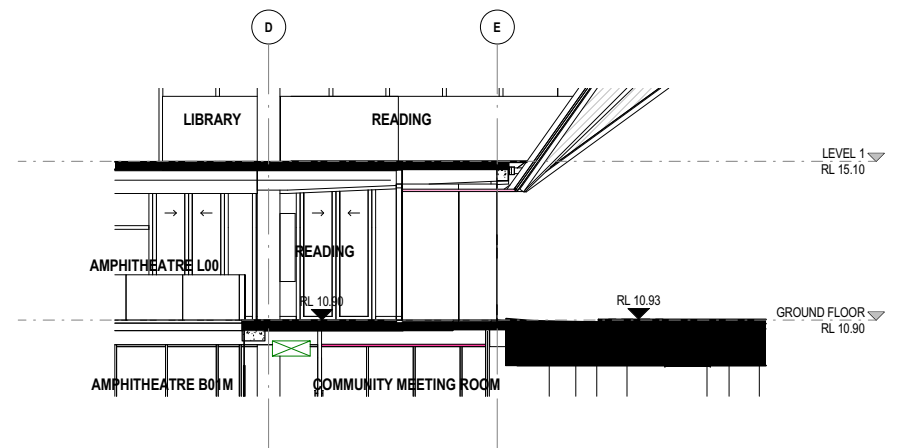
2 ALIGNMENT SECTION 01
SCALE 1:100




3 ALIGNMENT SECTION 02
SCALE 1:100



4 ALIGNMENT SECTION 03
SCALE 1:100



7 ALIGNMENT SECTION 06
SCALE 1:100



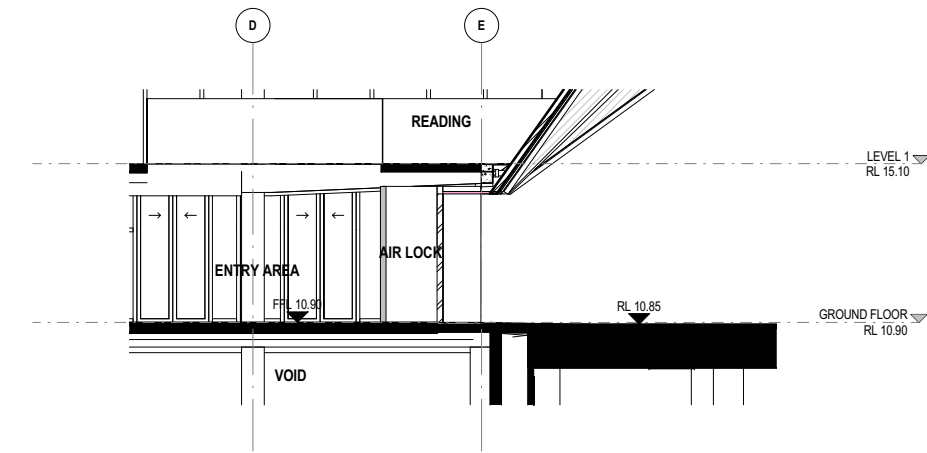
No	DATE	REVISIONS	BY
A	2018/01/16	ISSUED WITH CIVIL LEVELS UPDATED	DI

CLIENT
5-7PS
5-7 Parramatta Square

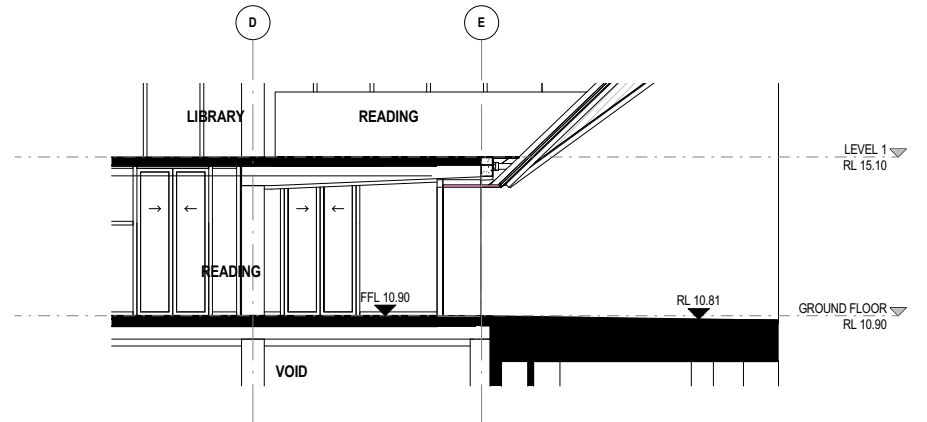
Manuelle Gautrand Architecture | DesignInc | Lacoste + Stevenson
architects in association

PROJECT 5-7 PARRAMATTA SQUARE
TITLE URBAN DESIGN- PROP. ALIGNMENT
PLANS AND SECTIONS- SHEET 01

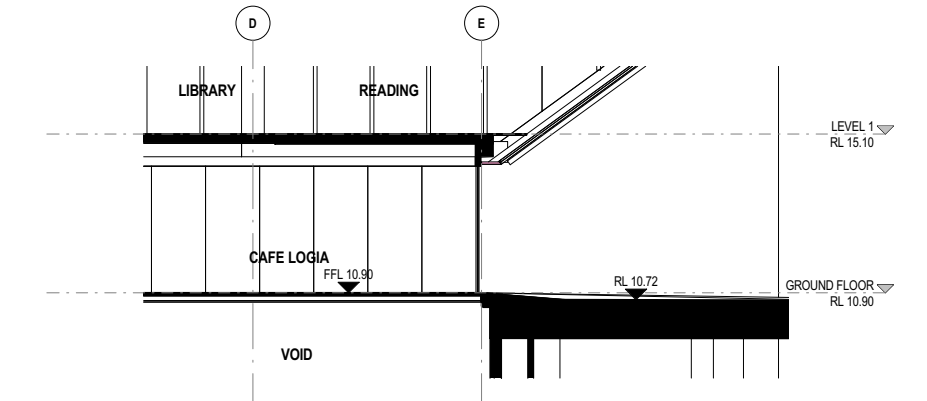
	DRAWN BY	DI	
	SCALES	As indicated @ A1	
	PLOT DATE	2018/01/16	
PROJECT N°.	P16-044	REVISION	
DRAWING N°.	DA-1607	A	



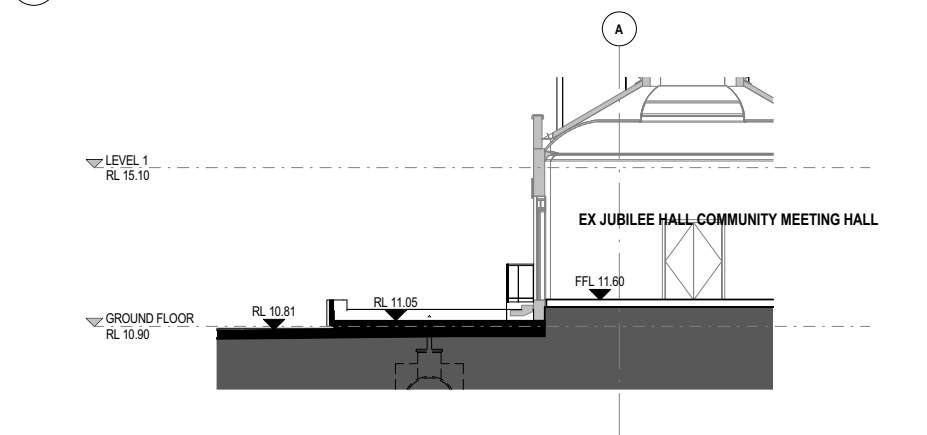
1 ALIGNMENT SECTION 07
SCALE 1:100



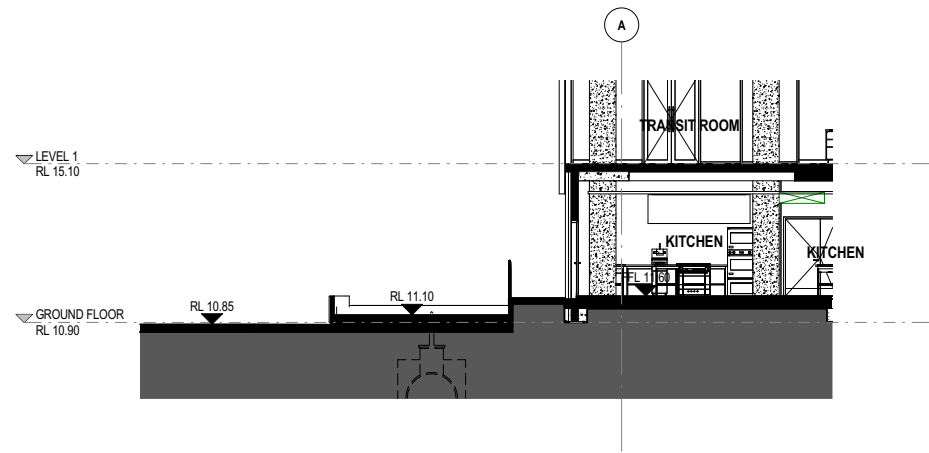
2 ALIGNMENT SECTION 08
SCALE 1:100



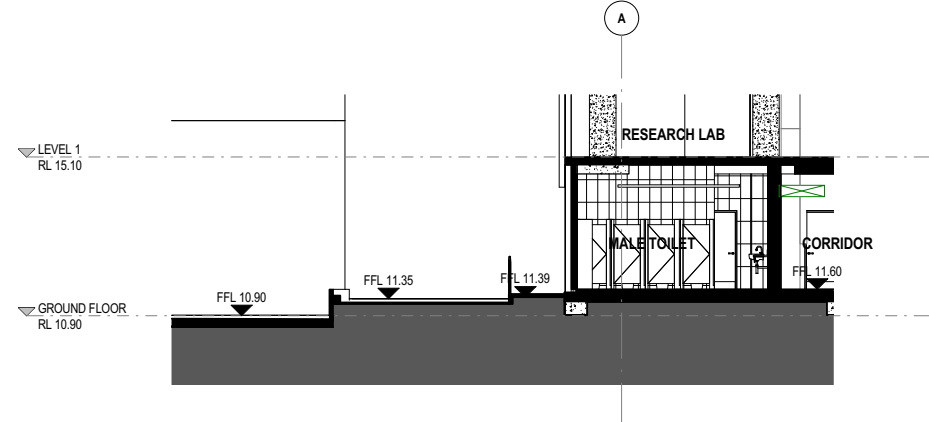
3 ALIGNMENT SECTION 09
SCALE 1:100



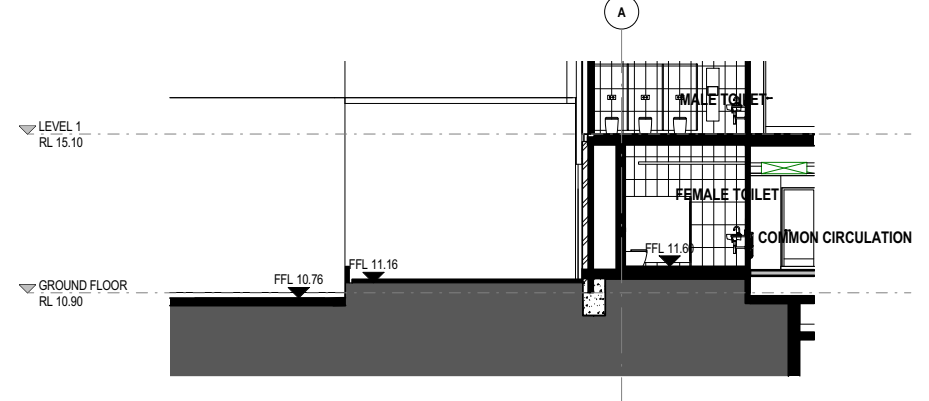
4 ALIGNMENT SECTION 10
SCALE 1:100



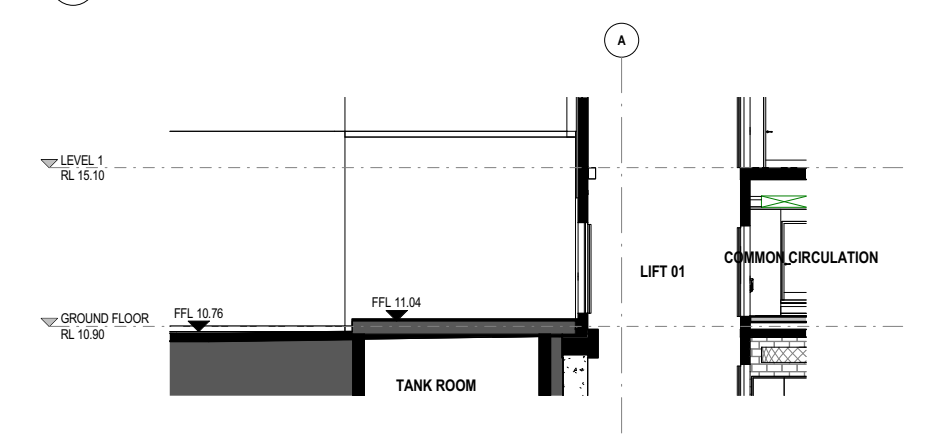
5 ALIGNMENT SECTION 11
SCALE 1:100



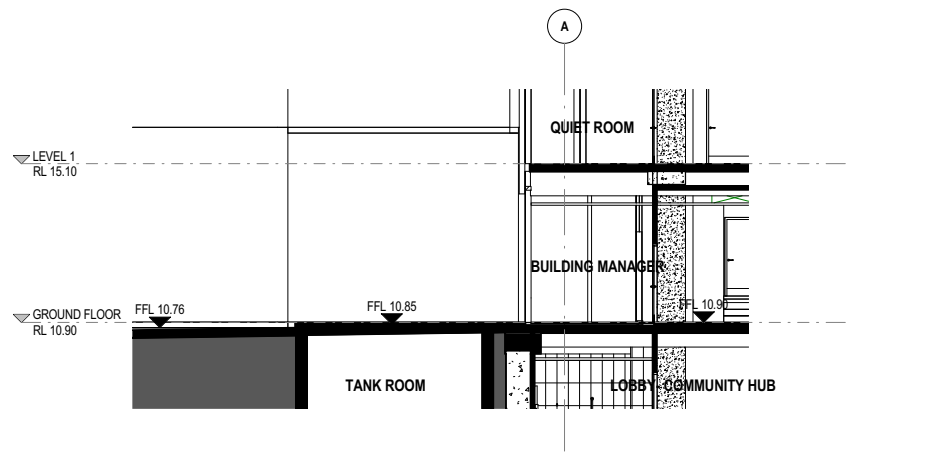
6 ALIGNMENT SECTION 12
SCALE 1:100



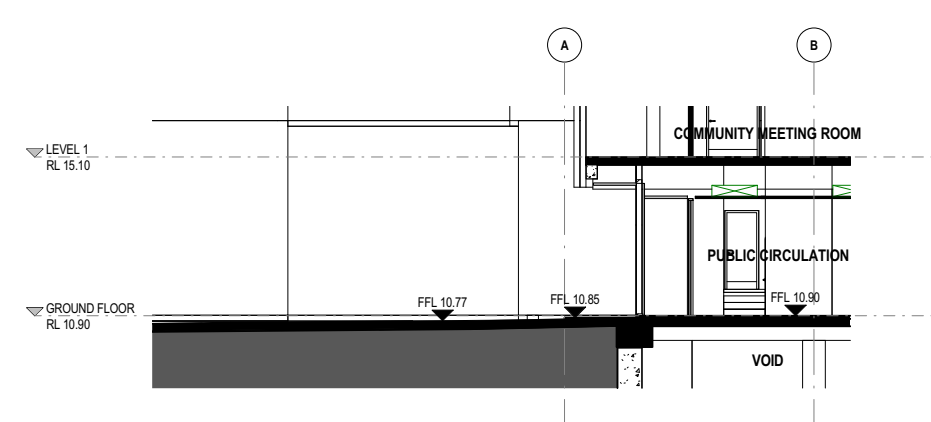
7 ALIGNMENT SECTION 13
SCALE 1:100



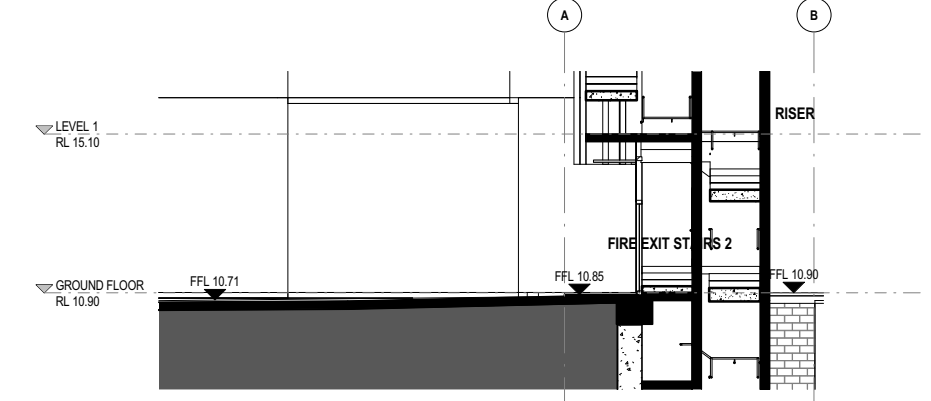
8 ALIGNMENT SECTION 14
SCALE 1:100



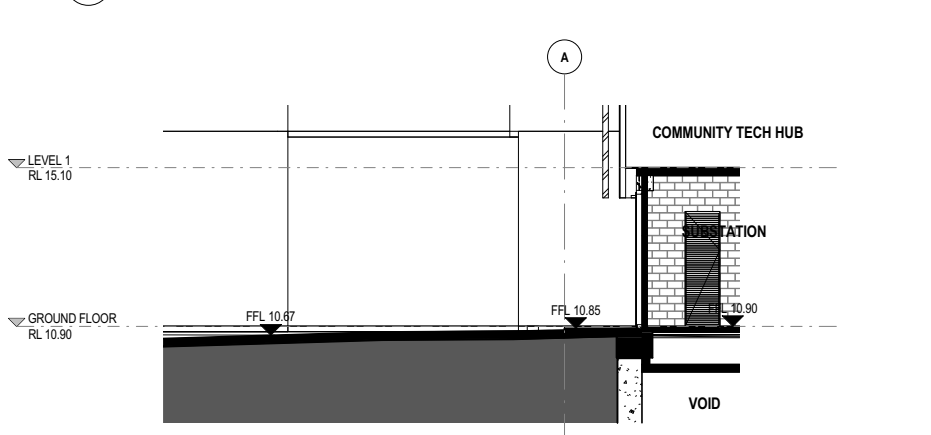
9 ALIGNMENT SECTION 15
SCALE 1:100



10 ALIGNMENT SECTION 16
SCALE 1:100



11 ALIGNMENT SECTION 17
SCALE 1:100



12 ALIGNMENT SECTION 18
SCALE 1:100

0 1000 2000 3000 4000 5000
SCALE BAR - 1:100
© Copyright DesignInc Sydney Pty Limited
Nominated Architects
Anthony Quan 5421 | Sandeep Arora 7207 | Ian Armstrong 7260 | Richard Owen 8136

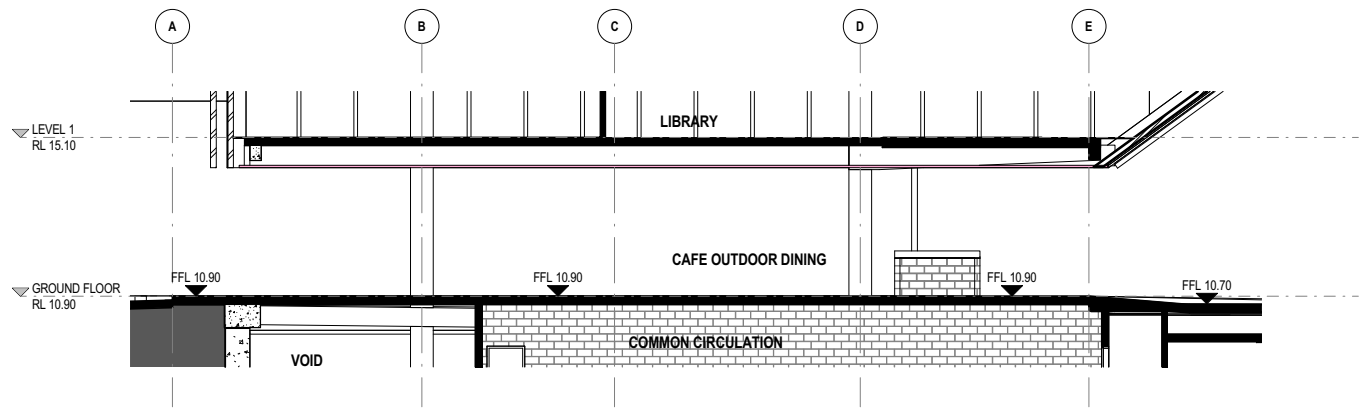
No	DATE	REVISIONS	BY
A	2018/01/16	ISSUED WITH CIVIL LEVELS UPDATED	DI

CLIENT
5-7PS
5-7 Parramatta Square

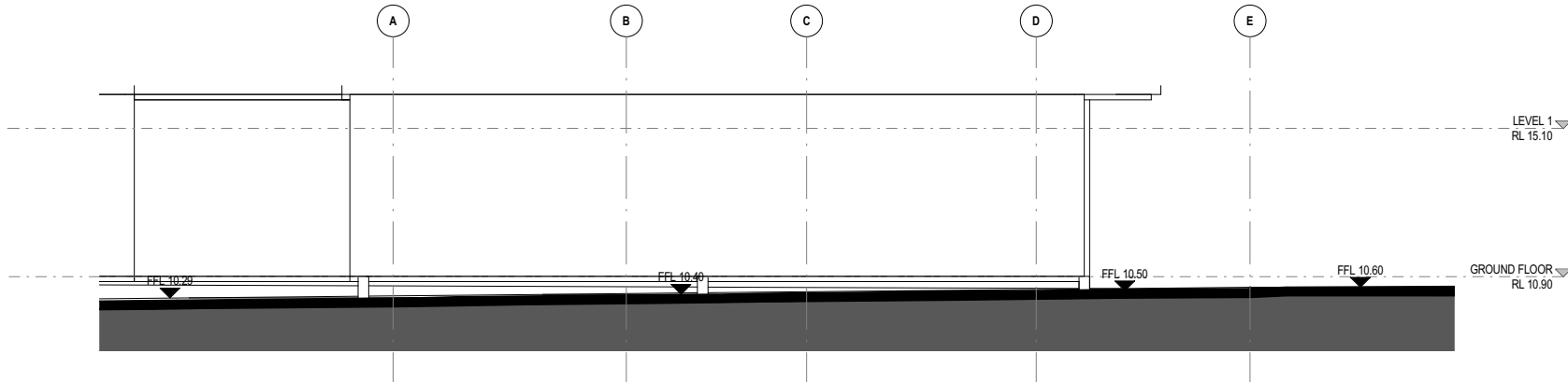
Manuelle Gautrand Architecture | DesignInc | **Lacoste + Stevenson**
architects in association

PROJECT 5-7 PARRAMATTA SQUARE
TITLE URBAN DESIGN- PROP. ALIGNMENT
PLANS AND SECTIONS- SHEET 02

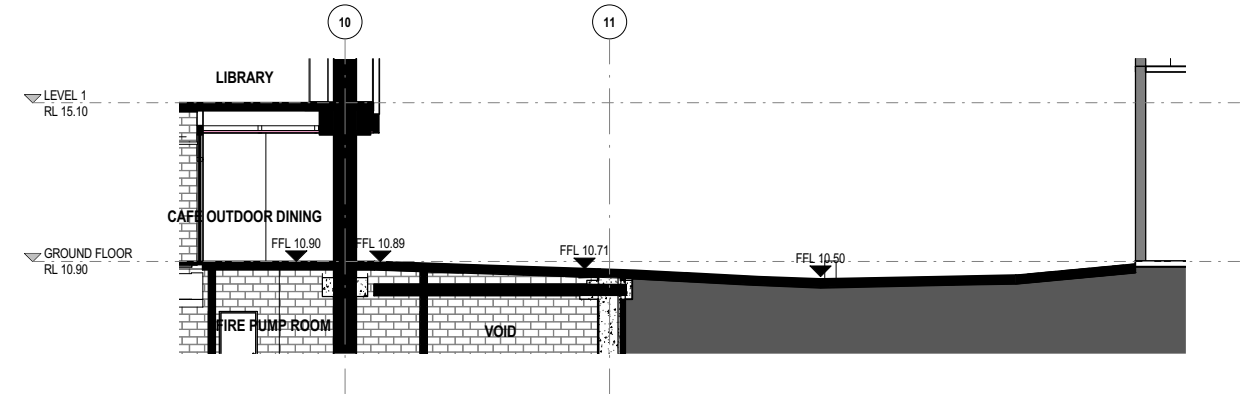
	DRAWN BY	DI	
	SCALES	1 : 100 @ A1	
	PLLOT DATE	2018/01/16	
PROJECT N°.	P16-044	REVISION	
DRAWING N°.	DA-1608	A	



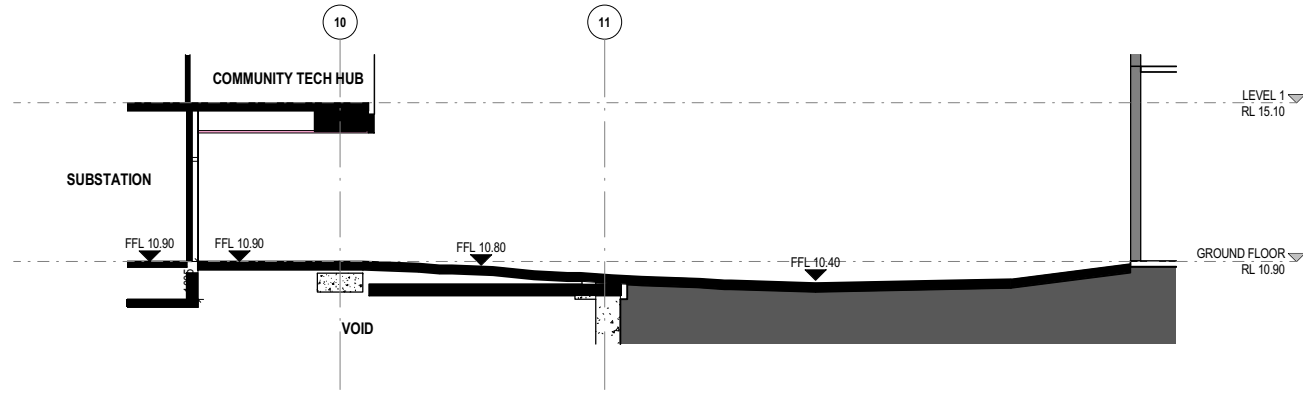
1 ALIGNMENT SECTION 19
SCALE 1:100



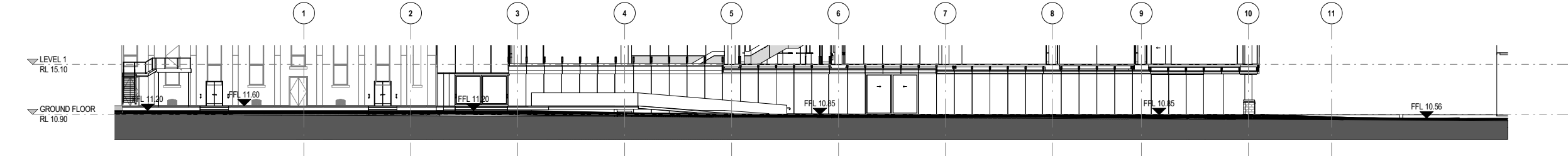
2 ALIGNMENT SECTION 2
SCALE 1:100



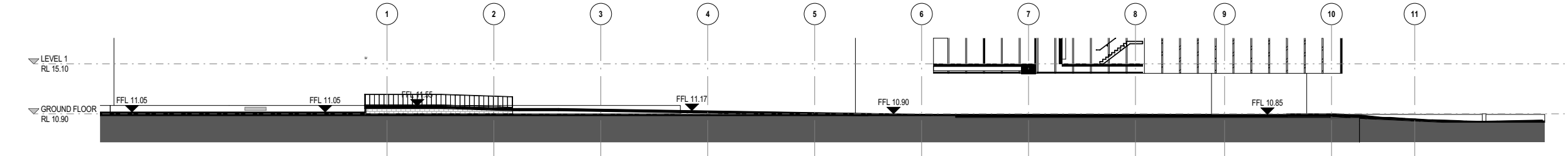
3 ALIGNMENT SECTION 20
SCALE 1:100



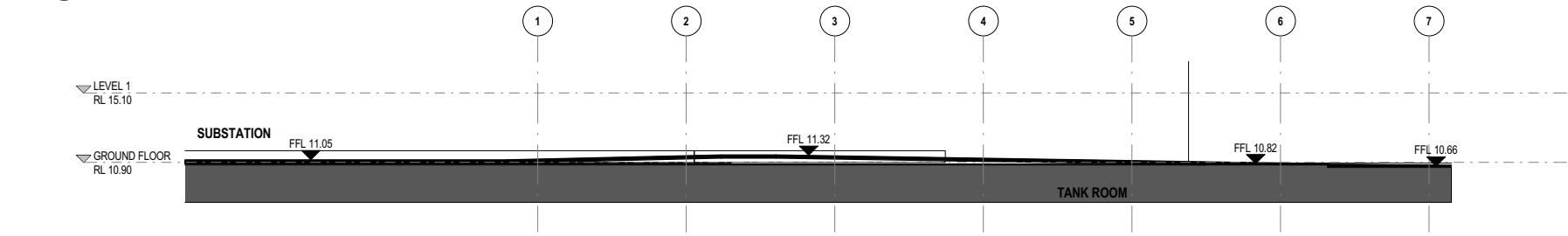
4 ALIGNMENT SECTION 21
SCALE 1:100




5 ALIGNMENT SECTION 22
SCALE 1:200



6 ALIGNMENT SECTION 23
SCALE 1:200



7 ALIGNMENT SECTION 24
SCALE 1:200



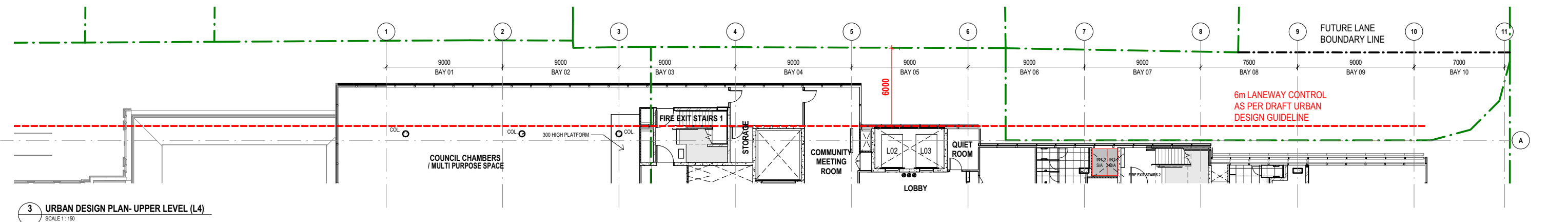
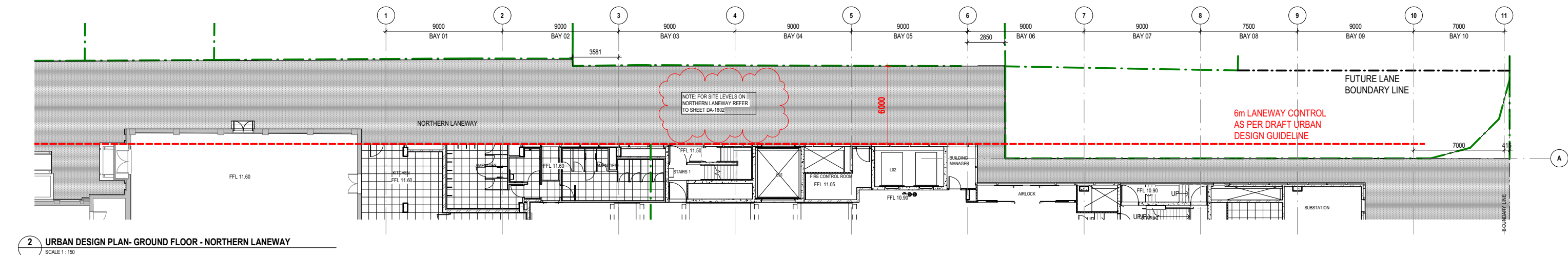
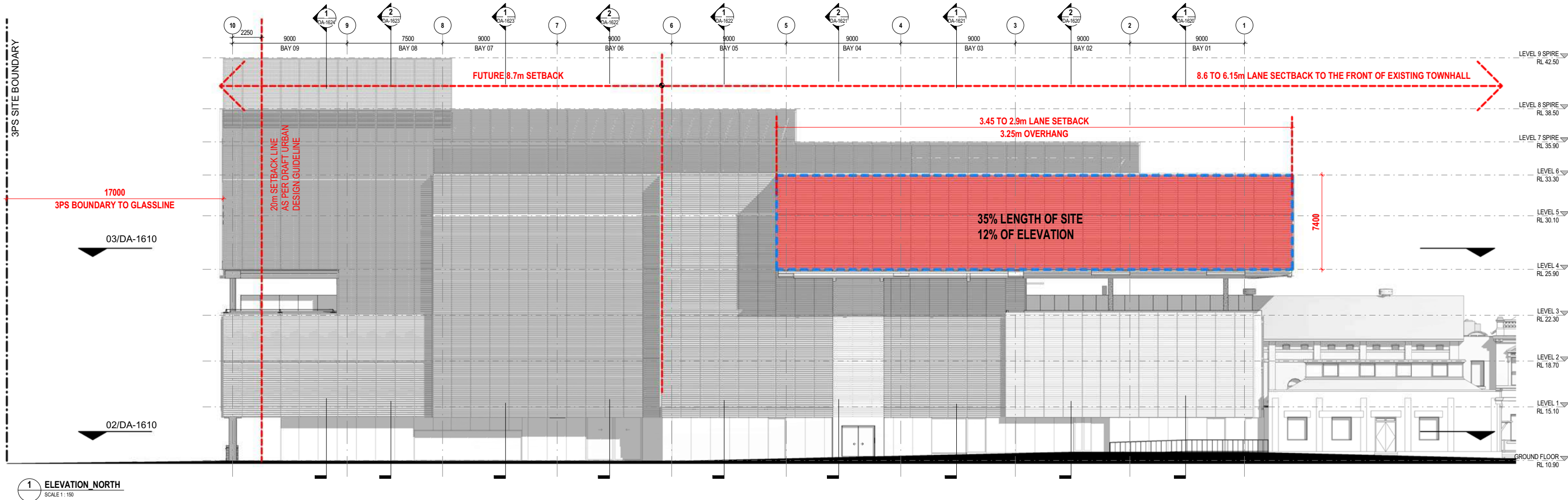
No	DATE	REVISIONS	BY
A	2018/01/16	ISSUED WITH CIVIL LEVELS UPDATED	DI

CLIENT
5-7PS
5-7 Parramatta Square

Manuelle Gautrand Architecture | DesignInc | Lacoste + Stevenson
architects in association

PROJECT 5-7 PARRAMATTA SQUARE
TITLE URBAN DESIGN - PROP. ALIGNMENT
PLANS AND SECTIONS - SHEET 03

DRAWN BY	Author
SCALES	As indicated @ A1
PLOT DATE	2018/01/16
PROJECT N°.	P16-044
DRAWING N°.	DA-1609
REVISION	A



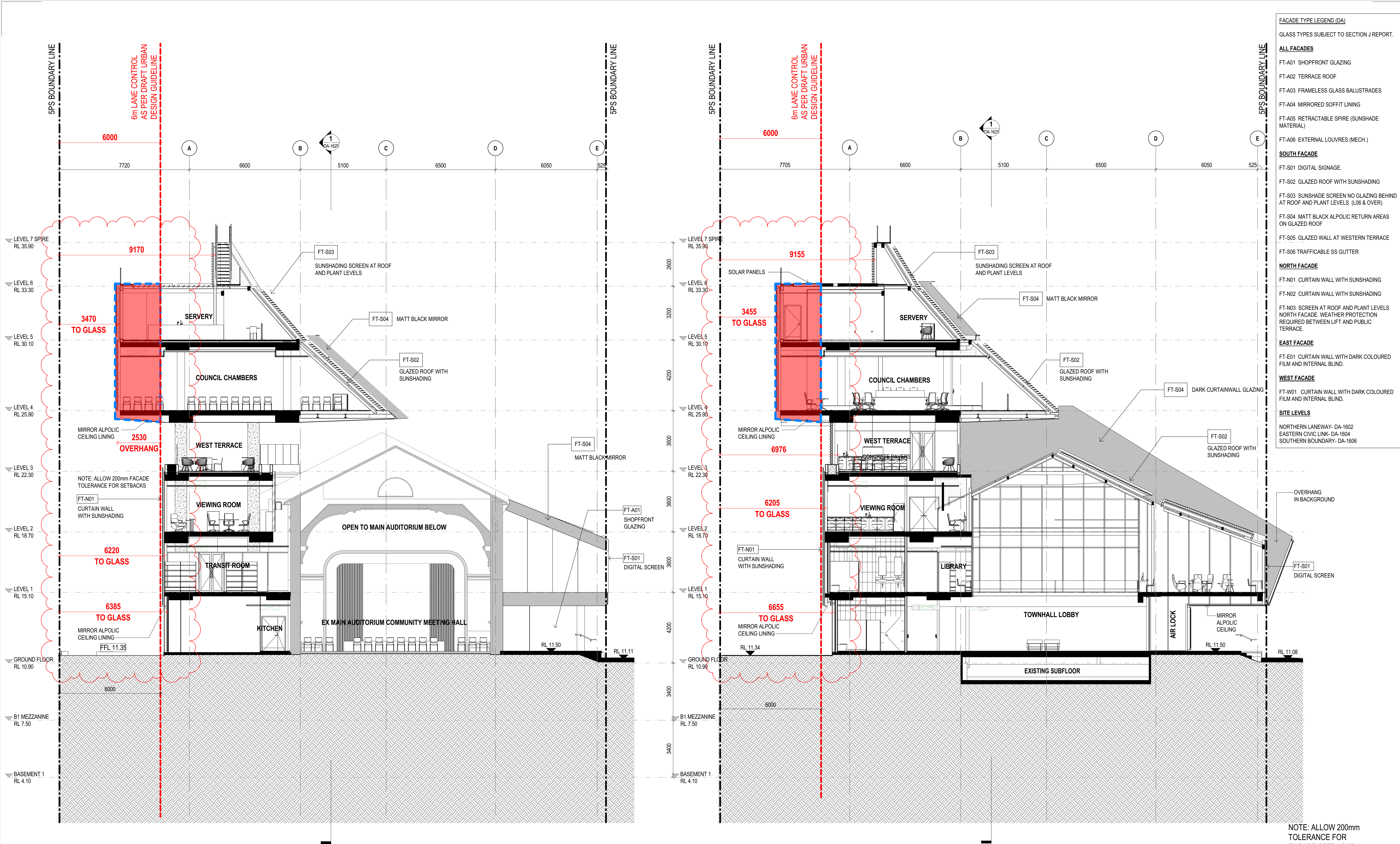
No	DATE	REVISIONS	BY
D	2018/01/16	ISSUED WITH CIVIL LEVELS UPDATED	DI
C	2017/11/23	ISSUED FOR REVIEW	DI
B	2017/11/14	ISSUED FOR REVIEW	DI
A	2017/11/10	DA DRAFT RESUBMISSION	DI

CLIENT
5-7PS
5-7 Parramatta Square

Manuelle Gautrand Architecture | DesignInc | Lacoste + Stevenson
architects in association

PROJECT 5-7 PARRAMATTA SQUARE
TITLE URBAN DESIGN - NORTH ELEVATION

	DRAWN BY	RC/JZ/TJF/DL	
	SCALES	1: 150 @ A1	
	PLOT DATE	2018/01/16	
PROJECT N°.	P16-044		REVISION
DRAWING N°.	DA-1610		D



1 SECTION - BAY 01
SCALE 1:100

2 SECTION - BAY 02
SCALE 1:100

0 1000 2000 3000 4000 5000
SCALE BAR - 1:100
mm

© Copyright DesignInc Sydney Pty Limited
Nominated Architects
Anthony Quan 3421 | Sandeep Arora 7337 | Ian Armstrong 7360 | Richard Owen 8126

K	2018/01/24	DIMENSIONS ADDED	DI
J	2018/01/16	ISSUED WITH CIVIL LEVELS UPDATED	DI
I	2017/11/23	ISSUED FOR REVIEW	DI
H	2017/11/14	ISSUED FOR REVIEW	DI
G	2017/11/10	DA DRAFT RESUBMISSION	DI
F	2017/08/25	DA SET FOR EXTERNAL ENVELOPE	TJF/RC/JZ/DL
E	2017/07/12	DA SET- EXTERNAL ENVELOPE	TJF
D	2017/06/09	DRAFT DA SET	TJF/RC
C	2017/06/01	FOR INFORMATION	
No	DATE	REVISIONS	BY

CLIENT
5-7PS
5-7 Parramatta Square

Manuelle Gautrand Architecture | DesignInc | Lacoste + Stevenson
architects in association

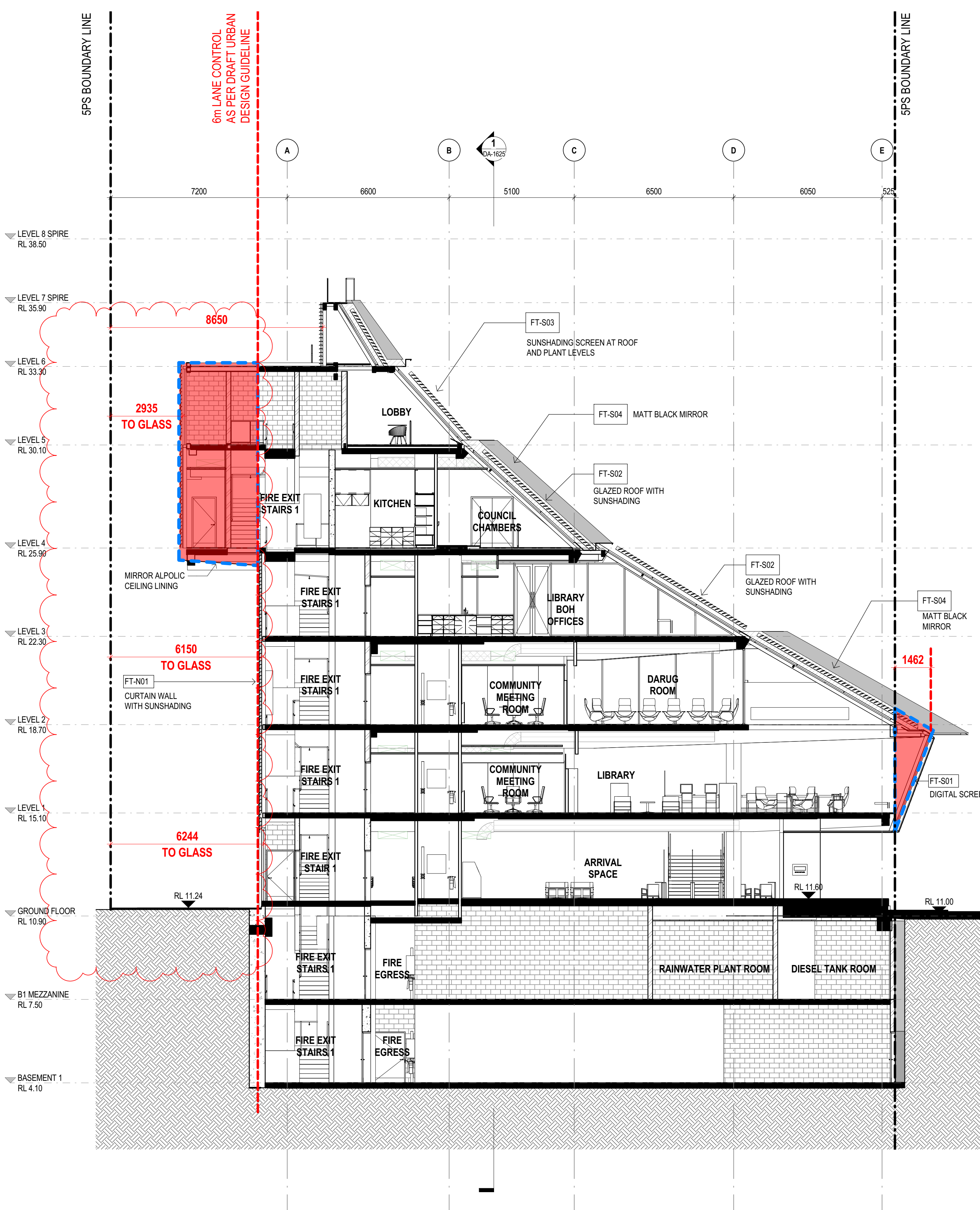
PROJECT 5-7 PARRAMATTA SQUARE

TITLE URBAN DESIGN - BUILDING SECTIONS
SHEET 01

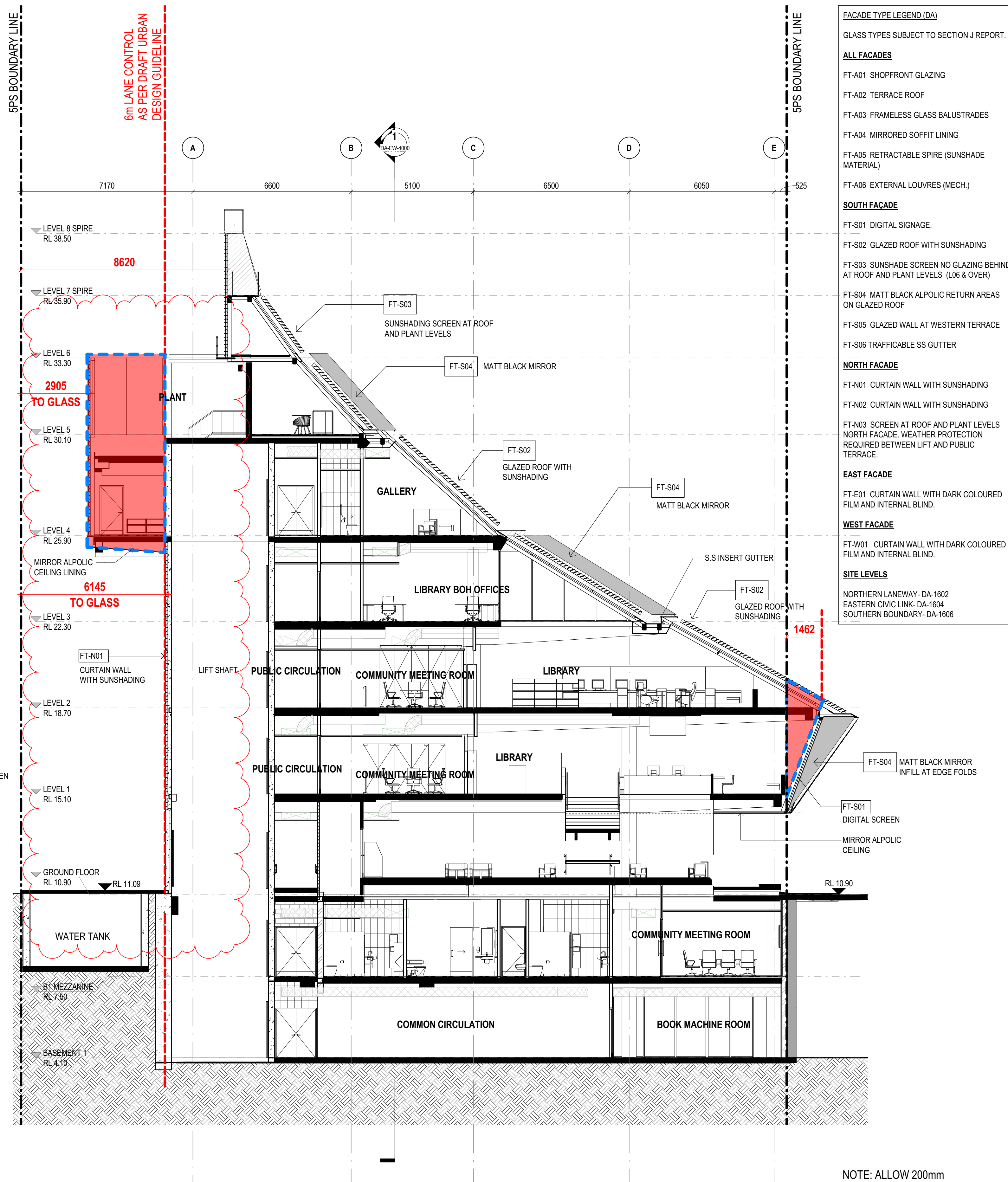
	DRAWN BY	RC/JZ	
	SCALES	1 : 100 @ A1	
	PLOT DATE	2018/01/24	
PROJECT Nº.	P16-044		REVISION
DRAWING Nº.	DA-1620		K

NOTE: ALLOW 200mm
TOLERANCE FOR
FACADE SETBACKS

NOTE:
THIS DA SUBMISSION IS FOR THE
EXTERNAL ENVELOPE ONLY. THE
INTERNAL PLANS SUBJECT TO
SEPARATE FITOUT APPLICATION




1 SECTION - BAY 03
SCALE 1:100



2 SECTION - BAY 04
SCALE 1:100

- FACADE TYPE LEGEND (DA)**
- GLASS TYPES SUBJECT TO SECTION J REPORT.
- ALL FACADES**
- FT-A01 SHOPFRONT GLAZING
 - FT-A02 TERRACE ROOF
 - FT-A03 FRAMELESS GLASS BALUSTRADES
 - FT-A04 MIRRORED SOFFIT LINING
 - FT-A05 RETRACTABLE SPIRE (SUNSHADE MATERIAL)
 - FT-A06 EXTERNAL LOUVRES (MECH.)
- SOUTH FACADE**
- FT-S01 DIGITAL SIGNAGE.
 - FT-S02 GLAZED ROOF WITH SUNSHADING
 - FT-S03 SUNSHADE SCREEN NO GLAZING BEHIND AT ROOF AND PLANT LEVELS (L06 & OVER)
 - FT-S04 MATT BLACK ALPOLIC RETURN AREAS ON GLAZED ROOF
 - FT-S05 GLAZED WALL AT WESTERN TERRACE
 - FT-S06 TRAFFICABLE SS GUTTER
- NORTH FACADE**
- FT-N01 CURTAIN WALL WITH SUNSHADING
 - FT-N02 CURTAIN WALL WITH SUNSHADING
 - FT-N03 SCREEN AT ROOF AND PLANT LEVELS NORTH FACADE. WEATHER PROTECTION REQUIRED BETWEEN LIFT AND PUBLIC TERRACE.
- EAST FACADE**
- FT-E01 CURTAIN WALL WITH DARK COLOURED FILM AND INTERNAL BLIND.
- WEST FACADE**
- FT-W01 CURTAIN WALL WITH DARK COLOURED FILM AND INTERNAL BLIND.
- SITE LEVELS**
- NORTHERN LANEWAY- DA-1602
 - EASTERN CIVIC LINK- DA-1604
 - SOUTHERN BOUNDARY- DA-1606

NOTE: ALLOW 200mm TOLERANCE FOR FACADE SETBACKS



No	DATE	REVISIONS	BY
F	2018/01/24	DIMENSIONS ADDED	DI
E	2018/01/16	ISSUED WITH CIVIL LEVELS UPDATED	DI
D	2017/11/23	ISSUED FOR REVIEW	DI
C	2017/11/14	ISSUED FOR REVIEW	DI
B	2017/11/10	DA DRAFT RESUBMISSION	DI
A	2017/08/25	DA SET FOR EXTERNAL ENVELOPE	TJF/RC/JZ/DL

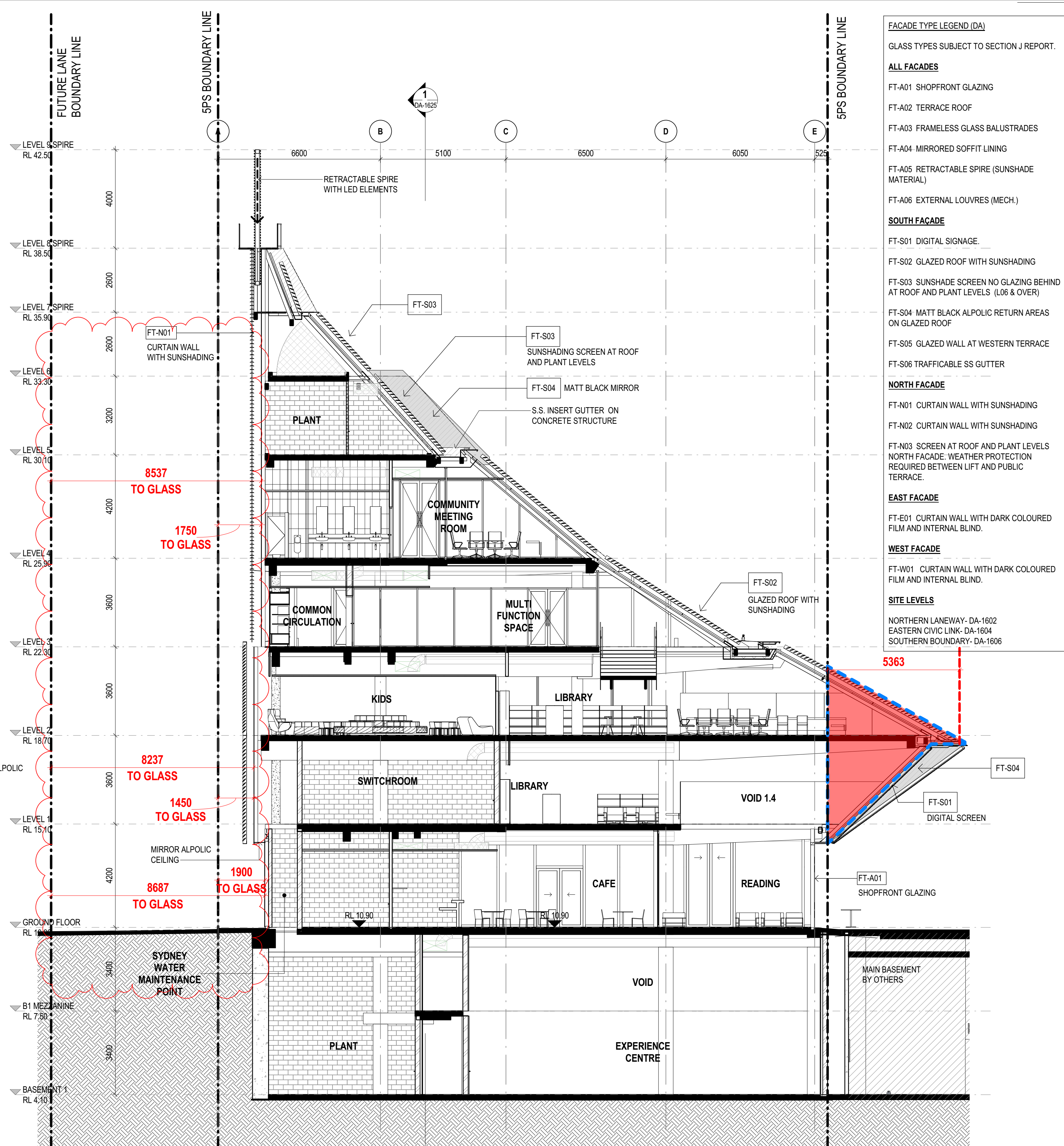
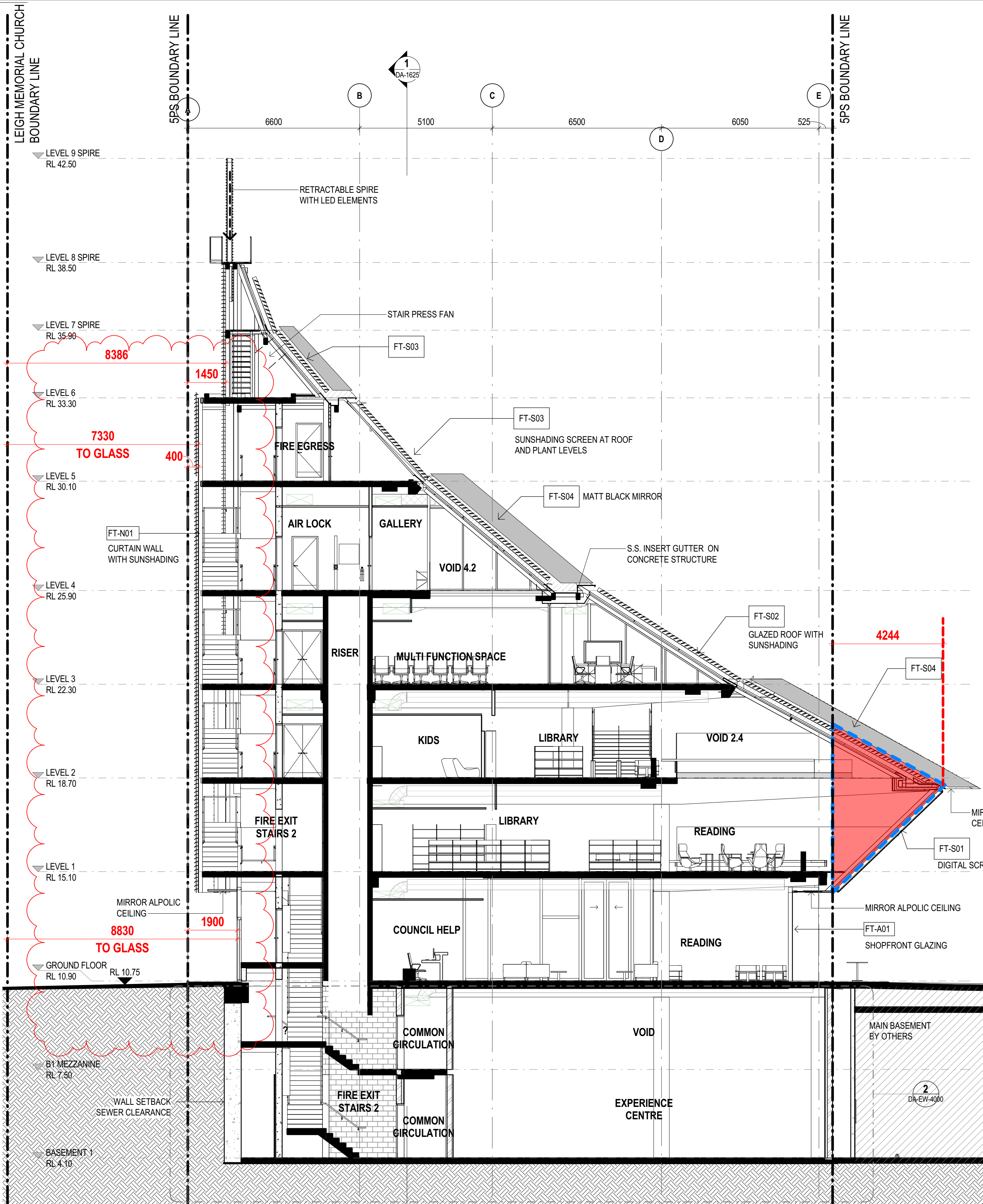
CLIENT
5-7PS
5-7 Parramatta Square

Manuelle Gautrand Architecture | DesignInc | Lacoste + Stevenson
architects in association

PROJECT 5-7 PARRAMATTA SQUARE

TITLE URBAN DESIGN - BUILDING SECTIONS
SHEET 02

	DRAWN BY	RC/JZ	
	SCALES	1: 100 @ A1	
	PLOT DATE	2018/01/24	
PROJECT Nº.	P16-044		REVISION
DRAWING Nº.	DA-1621		F



FAÇADE TYPE LEGEND (DA)

GLASS TYPES SUBJECT TO SECTION J REPORT.

ALL FAÇADES

FT-A01 SHOPFRONT GLAZING

FT-A02 TERRACE ROOF

FT-A03 FRAMELESS GLASS BALUSTRADES

FT-A04 MIRRORRED SOFFIT LINING

FT-A05 RETRACTABLE SPIRE (SUNSHADE MATERIAL)

FT-A06 EXTERNAL LOUVRES (MECH.)

SOUTH FAÇADE

FT-S01 DIGITAL SIGNAGE

FT-S02 GLAZED ROOF WITH SUNSHADING

FT-S03 SUNSHADE SCREEN NO GLAZING BEHIND AT ROOF AND PLANT LEVELS (L06 & OVER)

FT-S04 MATT BLACK ALPOLIC RETURN AREAS ON GLAZED ROOF

FT-S05 GLAZED WALL AT WESTERN TERRACE

FT-S06 TRAFFICABLE SS GUTTER

NORTH FAÇADE

FT-N01 CURTAIN WALL WITH SUNSHADING

FT-N02 CURTAIN WALL WITH SUNSHADING

FT-N03 SCREEN AT ROOF AND PLANT LEVELS NORTH FAÇADE: WEATHER PROTECTION REQUIRED BETWEEN LIFT AND PUBLIC TERRACE.

EAST FAÇADE

FT-E01 CURTAIN WALL WITH DARK COLOURED FILM AND INTERNAL BLIND.

WEST FAÇADE

FT-W01 CURTAIN WALL WITH DARK COLOURED FILM AND INTERNAL BLIND.

SITE LEVELS

NORTHERN LANEWAY: DA-1602
EASTERN CIVIC LINK: DA-1604
SOUTHERN BOUNDARY: DA-1606

1 SECTION - BAY 07
SCALE 1:100

2 SECTION - BAY 08
SCALE 1:100

No	DATE	REVISIONS	BY
E	2018/01/24	DIMENSIONS ADDED	DI
D	2018/01/16	ISSUED WITH CIVIL LEVELS UPDATED	DI
C	2017/11/23	ISSUED FOR REVIEW	DI
B	2017/11/14	ISSUED FOR REVIEW	DI
A	2017/11/10	DA DRAFT RESUBMISSION	DI

CLIENT
5-7PS
5-7 Parramatta Square

Manuelle Gautrand Architecture | DesignInc | **Lacoste + Stevenson**
architects in association

PROJECT 5-7 PARRAMATTA SQUARE

TITLE URBAN DESIGN - BUILDING SECTIONS
SHEET 04

DRAWN BY

RC/JZ/TJF/DL

SCALES

1:100 @ A1

PLOT DATE

2018/01/24

PROJECT N°.

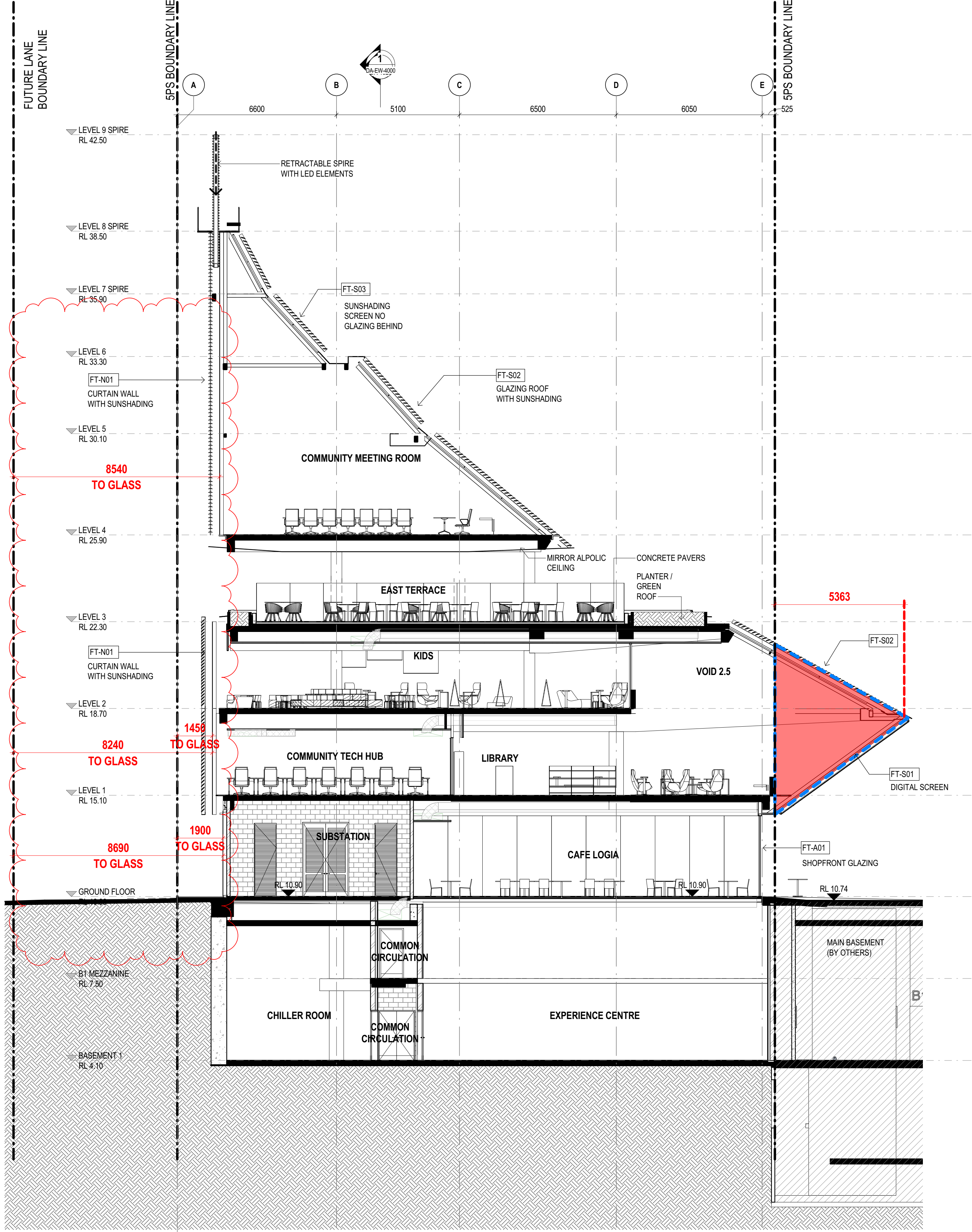
P16-044

REVISION

DRAWING N°.

DA-1623

E



FACADE TYPE LEGEND (DA)	
GLASS TYPES SUBJECT TO SECTION J REPORT.	
ALL FACADES	
FT-A01	SHOPFRONT GLAZING
FT-A02	TERRACE ROOF
FT-A03	FRAMELESS GLASS BALUSTRADES
FT-A04	MIRRORED SOFFIT LINING
FT-A05	RETRACTABLE SPIRE (SUNSHADE MATERIAL)
FT-A06	EXTERNAL LOUVRES (MECH.)
SOUTH FACADE	
FT-S01	DIGITAL SIGNAGE.
FT-S02	GLAZED ROOF WITH SUNSHADING
FT-S03	SUNSHADE SCREEN NO GLAZING BEHIND AT ROOF AND PLANT LEVELS (L06 & OVER)
FT-S04	MATT BLACK ALPOLIC RETURN AREAS ON GLAZED ROOF
FT-S05	GLAZED WALL AT WESTERN TERRACE
FT-S06	TRAFFICABLE SS GUTTER
NORTH FACADE	
FT-N01	CURTAIN WALL WITH SUNSHADING
FT-N02	CURTAIN WALL WITH SUNSHADING
FT-N03	SCREEN AT ROOF AND PLANT LEVELS NORTH FACADE. WEATHER PROTECTION REQUIRED BETWEEN LIFT AND PUBLIC TERRACE.
EAST FACADE	
FT-E01	CURTAIN WALL WITH DARK COLOURED FILM AND INTERNAL BLIND.
WEST FACADE	
FT-W01	CURTAIN WALL WITH DARK COLOURED FILM AND INTERNAL BLIND.
SITE LEVELS	
NORTHERN LANEWAY- DA-1602	
EASTERN CIVIC LINK- DA-1604	
SOUTHERN BOUNDARY- DA-1606	

No	DATE	REVISIONS	BY
F	2018/01/24	ISSUED FOR INFORMATION	DI
E	2018/01/24	DIMENSIONS ADDED	DI
D	2018/01/16	ISSUED WITH CIVIL LEVELS UPDATED	DI
C	2017/11/23	ISSUED FOR REVIEW	DI
B	2017/11/14	ISSUED FOR REVIEW	DI
A	2017/11/10	DA DRAFT RESUBMISSION	DI

CLIENT
5-7PS
5-7 Parramatta Square

Manuelle Gautrand Architecture | DesignInc | Lacoste + Stevenson
architects in association

PROJECT 5-7 PARRAMATTA SQUARE

TITLE URBAN DESIGN - BUILDING SECTIONS
SHEET 05

DRAWN BY RC/JZ/TJF/DL

SCALES 1 : 100 @ A1

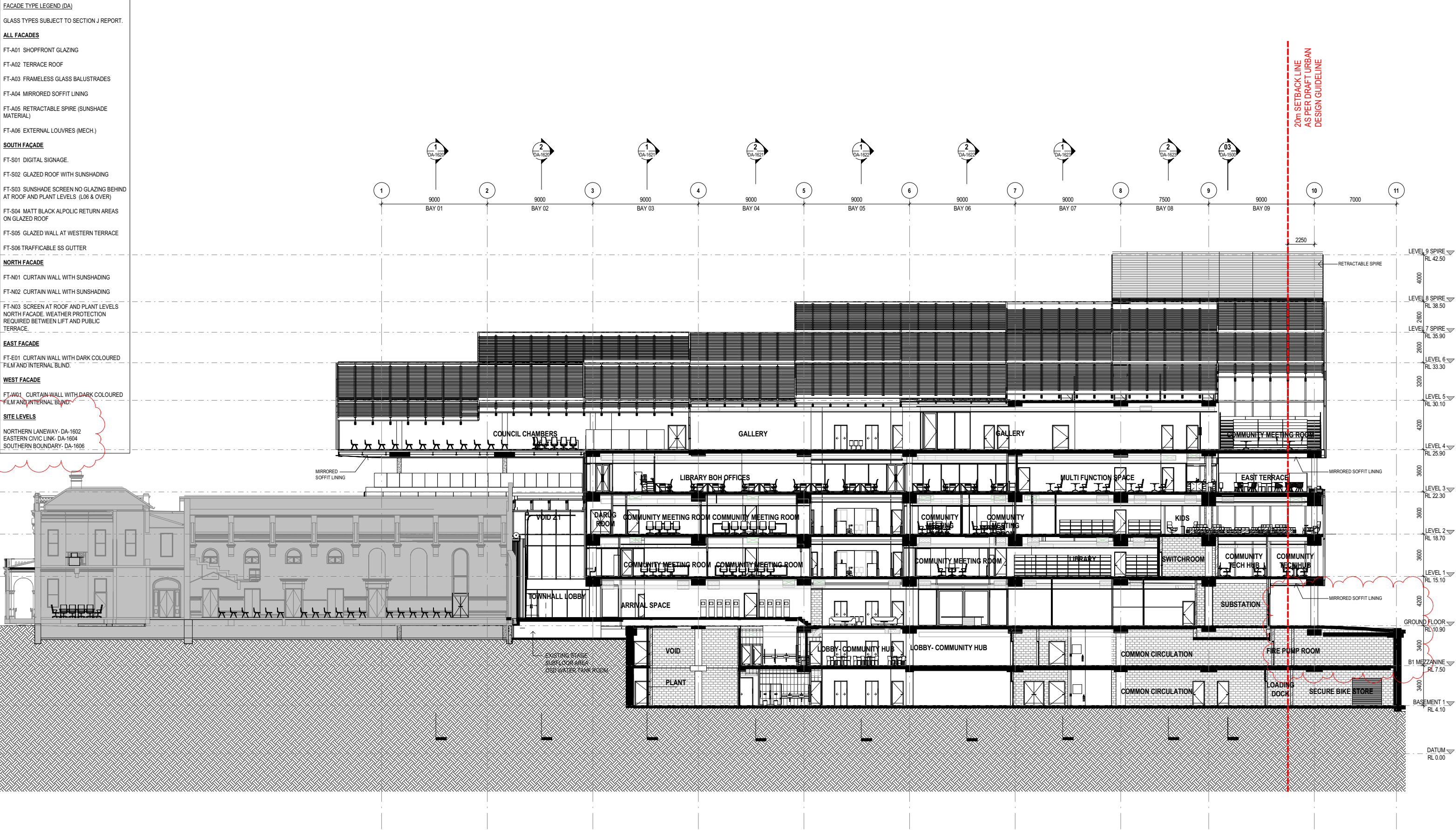
PLOT DATE 2018/01/24

PROJECT N°. P16-044

DRAWING N°. DA-1624

REVISION

F



1 SECTION 10

SCALE 1 : 150

No	DATE	REVISIONS	BY
D	2018/01/16	ISSUED WITH CIVIL LEVELS UPDATED	DI
C	2017/11/23	ISSUED FOR REVIEW	DI
B	2017/11/14	ISSUED FOR REVIEW	DI
A	2017/11/10	DA DRAFT RESUBMISSION	DI

CLIENT

5-7PS

5-7 Parramatta Square

Manuelle Gautrand Architecture | DesignInc | **Lacoste + Stevenson**

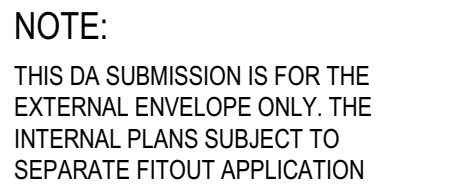
architects in association

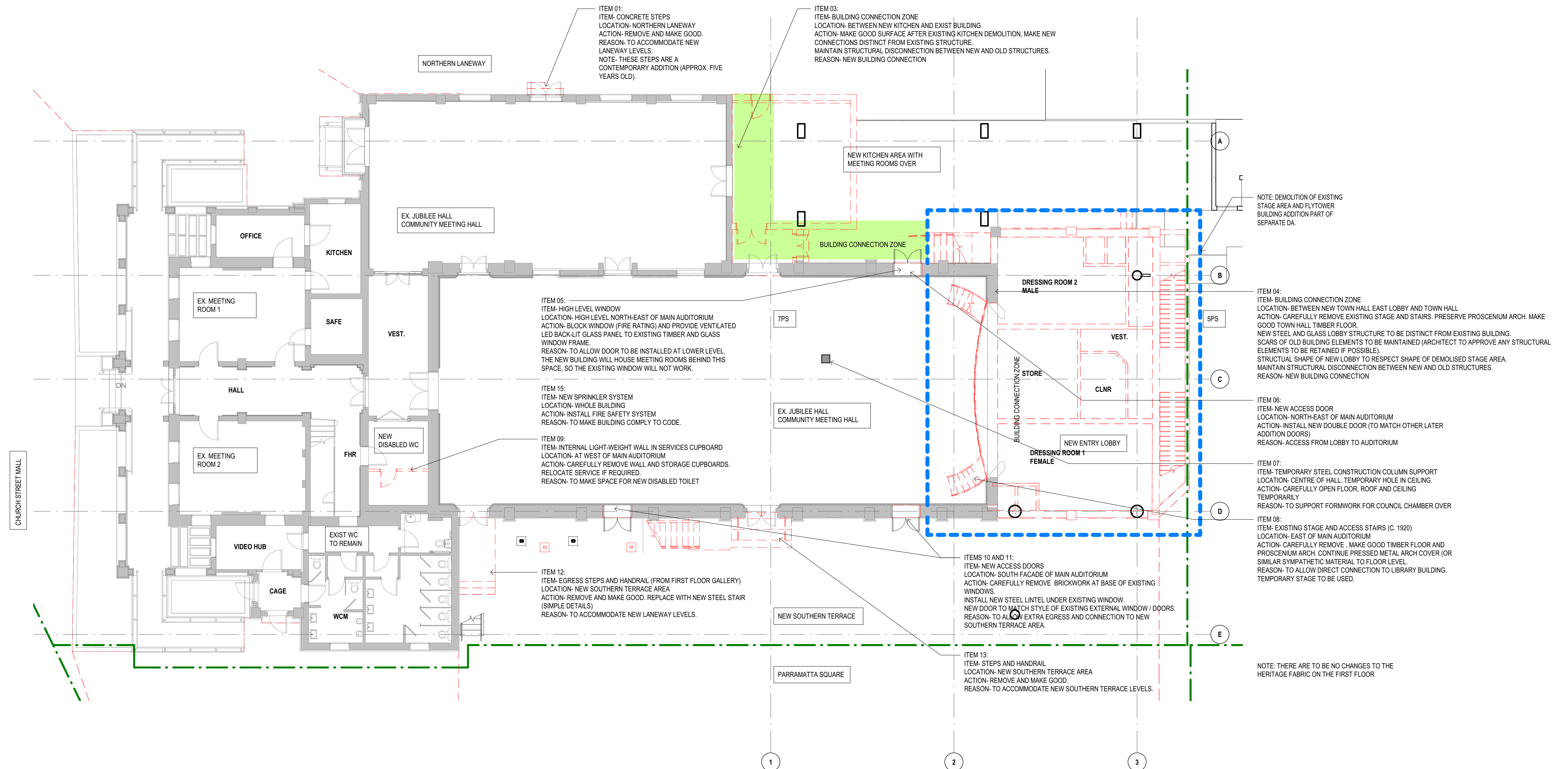
PROJECT 5-7 PARRAMATTA SQUARE

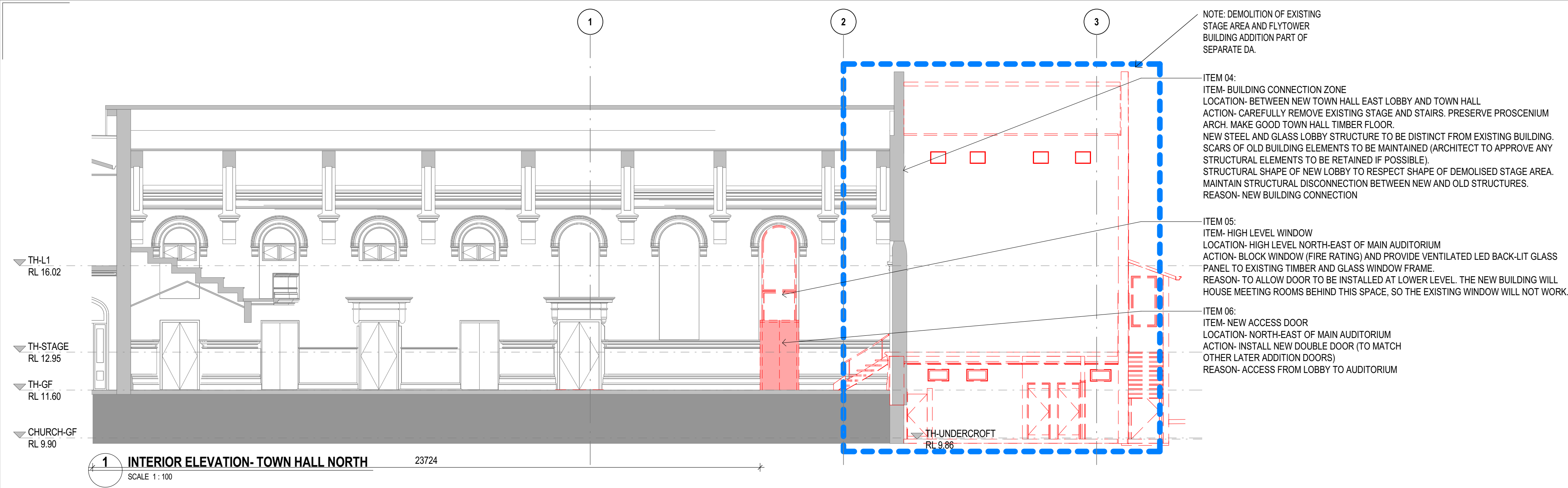
TITLE URBAN DESIGN - BUILDING SECTIONS

SHEET 06

DRAWN BY	RC/JZ/TJF/DL	
SCALES	As indicated @ A1	
PLOT DATE	2018/01/16	
PROJECT N°.	P16-044	REVISION
DRAWING N°.	DA-1625	D

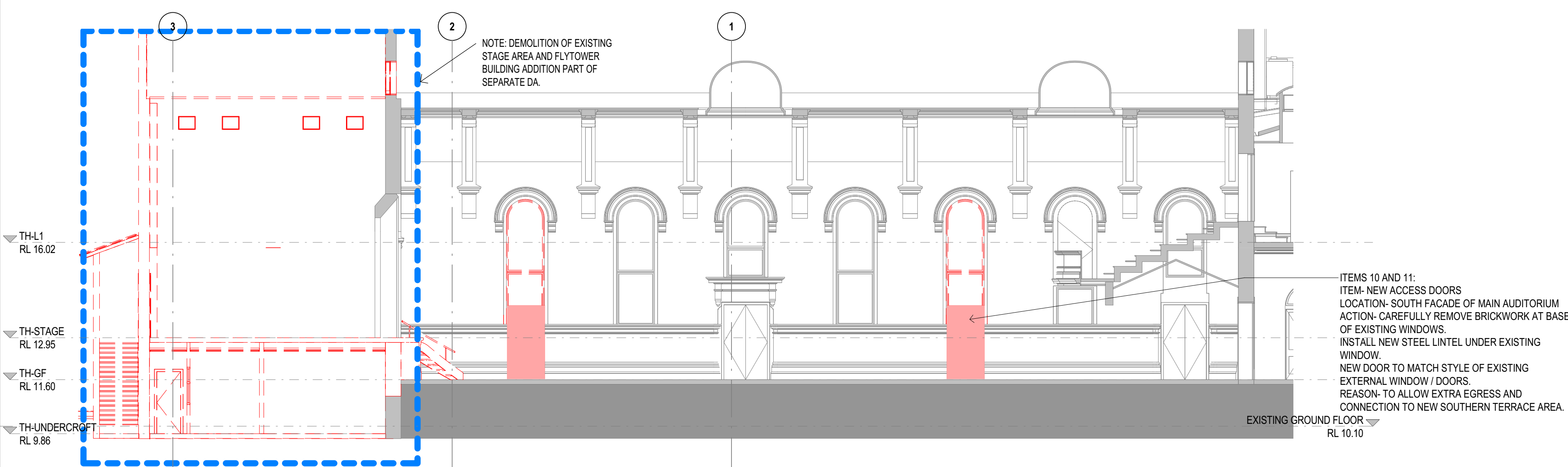






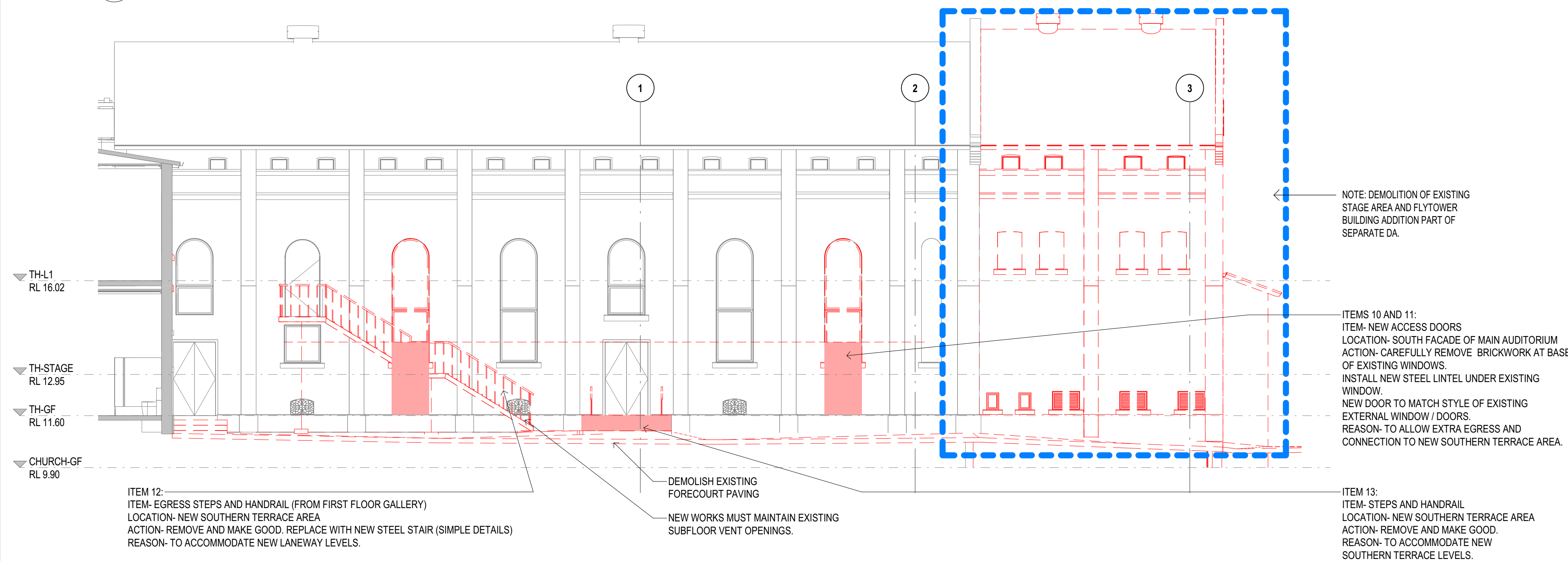
1 INTERIOR ELEVATION- TOWN HALL NORTH

SCALE 1:100



3 INTERIOR ELEVATION- TOWN HALL SOUTH

SCALE 1:100



4 EXTERIOR ELEVATION- TOWN HALL SOUTH

SCALE 1:100

Copyright DesignInc Sydney Pty Limited
Nominated Architects
Anthony Quan 3421 | Sandeep Arora 7337 | Ian Armstrong 7266 | Richard Owen 8126

No	DATE	REVISIONS	BY
C	2017/11/14	ISSUED FOR REVIEW	DI
B	2017/11/10	DA DRAFT RESUBMISSION	DI
A	2017/08/25	DA SET FOR EXTERNAL ENVELOPE	TJF/RC/JZ/DL

CLIENT
5-7PS
5-7 Parramatta Square

Manuelle Gautrand Architecture | DesignInc | Lacoste + Stevenson
architects in association

PROJECT 5-7 PARRAMATTA SQUARE

TITLE ELEVATIONS- GROUND FLOOR HERITAGE INTERVENTIONS

DRAWN BY TJF

SCALES 1:100 @ A1

PLOT DATE 2017/11/14

PROJECT N°. P16-044

DRAWING N°. DA-2111

REVISION C




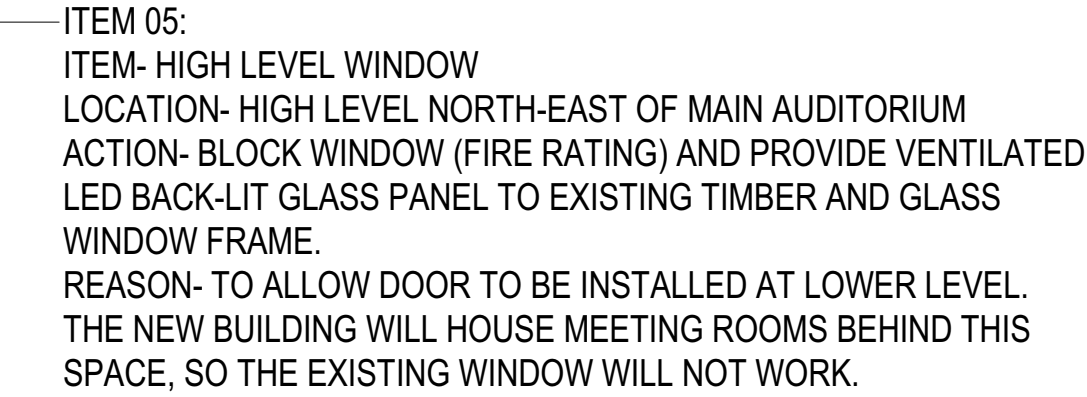
ABOVE- ITEM 03:
ITEM- BUILDING CONNECTION ZONE
LOCATION- BETWEEN NEW KITCHEN AND EXIST
BUILDING
ACTION- MAKE GOOD SURFACE AFTER EXISTING
KITCHEN DEMOLITION, MAKE NEW CONNECTIONS
DISTINCT FROM EXISTING STRUCTURE.
MAINTAIN STRUCTURAL DISCONNECTION BETWEEN
NEW AND OLD STRUCTURES.
REASON- NEW BUILDING CONNECTION



ABOVE- ITEM 06:
ITEM- NEW ACCESS DOOR
LOCATION- NORTH-EAST OF MAIN
AUDITORIUM
ACTION- INSTALL NEW DOUBLE DOOR (TO
MATCH OTHER LATER ADDITION DOORS)
REASON- ACCESS FROM LOBBY TO
AUDITORIUM



ABOVE- EXISTING LATER
ADDITION DOORS (AS
EXAMPLE)




ABOVE- ITEMS 10 AND 11:—
ITEM- NEW ACCESS DOORS

ITEM 12:
ITEM- EGRESS STEPS AND HANDRAIL (FROM FIRST FLOOR GALLERY)
LOCATION- NEW SOUTHERN TERRACE AREA
ACTION- REMOVE AND MAKE GOOD. REPLACE WITH NEW STEEL STAIR (SIMPLE
DETAILS)
REASON- TO ACCOMMODATE NEW LANEWAY LEVELS.



ABOVE- ITEM 08:
ITEM- EXISTING STAGE AND ACCESS STAIRS
(C. 1920)
LOCATION- EAST OF MAIN AUDITORIUM
ACTION- CAREFULLY REMOVE, MAKE GOOD
TIMBER FLOOR AND PROSCENIUM ARCH.
CONTINUE PRESSED METAL ARCH COVER (OR
SIMILAR SYMPATHETIC MATERIAL TO FLOOR
LEVEL.
REASON- TO ALLOW DIRECT CONNECTION TO
LIBRARY BUILDING. TEMPORARY STAGE TO BE
USED.



ABOVE- ITEMS 10 AND 11:-
ITEM- NEW ACCESS DOORS
LOCATION- SOUTH FACADE OF MAIN
AUDITORIUM
ACTION- CAREFULLY REMOVE BRICKWORK
AT BASE OF EXISTING WINDOWS.
INSTALL NEW STEEL LINTEL UNDER
EXISTING WINDOW.
NEW DOOR TO MATCH STYLE OF EXISTING
EXTERNAL WINDOW / DOORS.
REASON- TO ALLOW EXTRA EGRESS AND
CONNECTION TO NEW SOUTHERN
TERRACE AREA.

ITEM 01:
ITEM- CONCRETE STEPS
LOCATION- NORTHERN LANEWAY
ACTION- REMOVE AND MAKE GOOD.
REASON- TO ACCOMMODATE NEW LANEWAY LEVELS.
NOTE- THESE STEPS ARE A CONTEMPORARY ADDITION (APPROX. FIVE YEARS OLD).

ITEM 03:
ITEM- BUILDING CONNECTION ZONE
LOCATION- BETWEEN NEW KITCHEN AND EXIST BUILDING
ACTION- MAKE GOOD SURFACE AFTER EXISTING KITCHEN DEMOLITION, MAKE NEW CONNECTIONS DISTINCT FROM EXISTING STRUCTURE.
MAINTAIN STRUCTURAL DISCONNECTION BETWEEN NEW AND OLD STRUCTURES.
REASON- NEW BUILDING CONNECTION

ITEM 04:
ITEM- BUILDING CONNECTION ZONE
LOCATION- BETWEEN NEW TOWN HALL EAST LOBBY AND TOWN HALL
ACTION- CAREFULLY REMOVE EXISTING STAGE AND STAIRS. PRESERVE PROSCENIUM ARCH. MAKE GOOD TOWN HALL TIMBER FLOOR.
NEW STEEL AND GLASS LOBBY STRUCTURE TO BE DISTINCT FROM EXISTING BUILDING.
SCARS OF OLD BUILDING ELEMENTS TO BE MAINTAINED (ARCHITECT TO APPROVE ANY STRUCTURAL ELEMENTS TO BE RETAINED IF POSSIBLE).
STRUCTURAL SHAPE OF NEW LOBBY TO RESPECT SHAPE OF DEMOLISHED STAGE AREA.
MAINTAIN STRUCTURAL DISCONNECTION BETWEEN NEW AND OLD STRUCTURES.
REASON- NEW BUILDING CONNECTION

ITEM 05:
ITEM- HIGH LEVEL WINDOW
LOCATION- HIGH LEVEL NORTH-EAST OF MAIN AUDITORIUM
ACTION- BLOCK WINDOW (FIRE RATING) AND PROVIDE VENTILATED LED BACK-LIT GLASS PANEL TO EXISTING TIMBER AND GLASS WINDOW FRAME.
REASON- TO ALLOW DOOR TO BE INSTALLED AT LOWER LEVEL. THE NEW BUILDING WILL HOUSE MEETING ROOMS BEHIND THIS SPACE. SO THE EXISTING WINDOW WILL NOT WORK.

ITEM 06:
ITEM- NEW ACCESS DOOR
LOCATION- NORTH-EAST OF MAIN AUDITORIUM
ACTION- INSTALL NEW DOUBLE DOOR (TO MATCH OTHER LATER ADDITION DOORS)
REASON- ACCESS FROM LOBBY TO AUDITORIUM

ITEM 07:
ITEM- TEMPORARY STEEL CONSTRUCTION COLUMN SUPPORT
LOCATION- CENTRE OF HALL. TEMPORARY HOLE IN CEILING.
ACTION- OPEN FLOOR, ROOF AND CEILING TEMPORARILY
REASON- TO SUPPORT FORMWORK FOR COUNCIL CHAMBER OVER

ITEM 08:
ITEM- EXISTING STAGE AND ACCESS STAIRS (C. 1920)
LOCATION- EAST OF MAIN AUDITORIUM
ACTION- CAREFULLY REMOVE, MAKE GOOD TIMBER FLOOR AND PROSCENIUM ARCH. CONTINUE PRESSED METAL ARCH COVER (OR SIMILAR SYMPATHETIC MATERIAL TO FLOOR LEVEL.
REASON- TO ALLOW DIRECT CONNECTION TO LIBRARY BUILDING.
TEMPORARY STAGE TO BE USED.

ITEM 09:
ITEM- INTERNAL LIGHT-WEIGHT WALL IN SERVICES CUPBOARD
LOCATION- AT WEST OF MAIN AUDITORIUM
ACTION- REMOVE WALL AND STORAGE CUPBOARDS. RELOCATE ELECTRICAL BOARD.
REASON- TO MAKE SPACE FOR NEW DISABLED TOILET

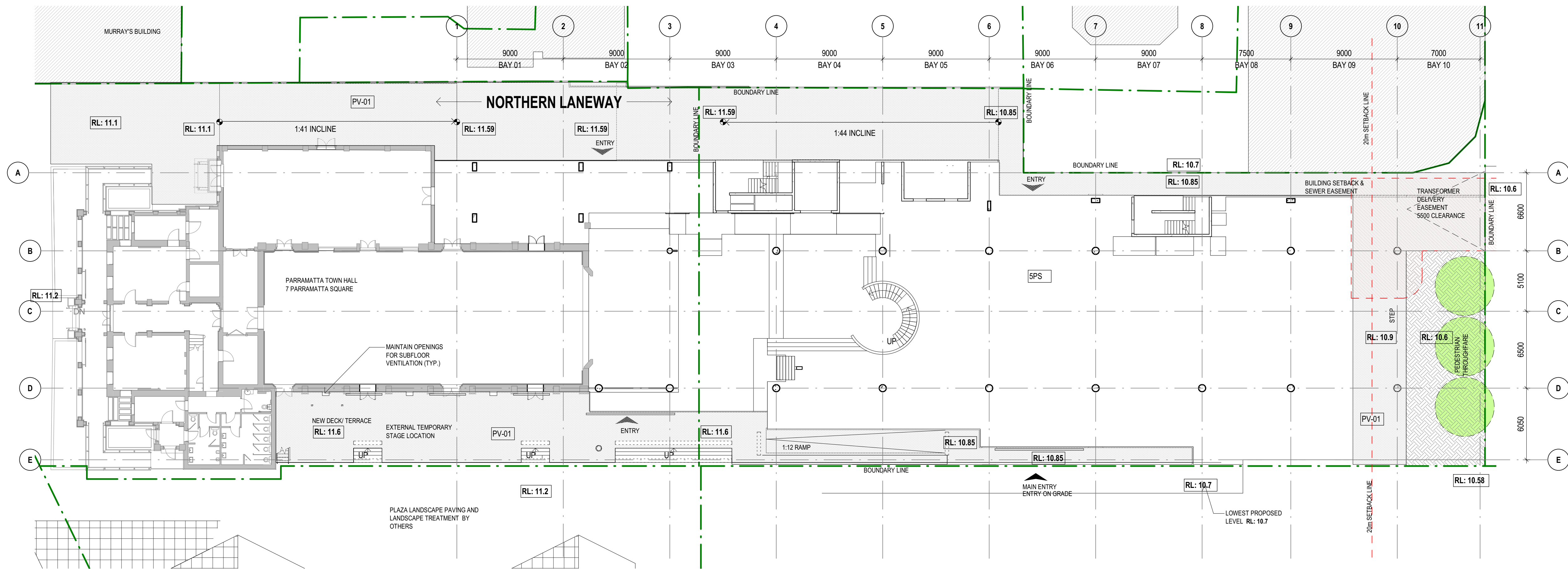
ITEMS 10 AND 11:
ITEM- NEW ACCESS DOORS
LOCATION- SOUTH FACADE OF MAIN AUDITORIUM
ACTION- CAREFULLY REMOVE BRICKWORK AT BASE OF EXISTING WINDOWS. INSTALL NEW STEEL LINTEL UNDER EXISTING WINDOW.
NEW DOOR TO MATCH STYLE OF EXISTING EXTERNAL WINDOW / DOORS.
REASON- TO ALLOW EXTRA EGRESS AND CONNECTION TO NEW SOUTHERN TERRACE AREA.

ITEM 12:
ITEM- EGRESS STEPS AND HANDRAIL (FROM FIRST FLOOR GALLERY)
LOCATION- NEW SOUTHERN TERRACE AREA
ACTION- REMOVE AND MAKE GOOD. REPLACE WITH NEW STEEL STAIR (SIMPLE DETAILS)
REASON- TO ACCOMMODATE NEW LANEWAY LEVELS.

ITEM 13:
ITEM- STEPS AND HANDRAIL
LOCATION- NEW SOUTHERN TERRACE AREA
ACTION- REMOVE AND MAKE GOOD
REASON- TO ACCOMMODATE NEW SOUTHERN TERRACE LEVELS.

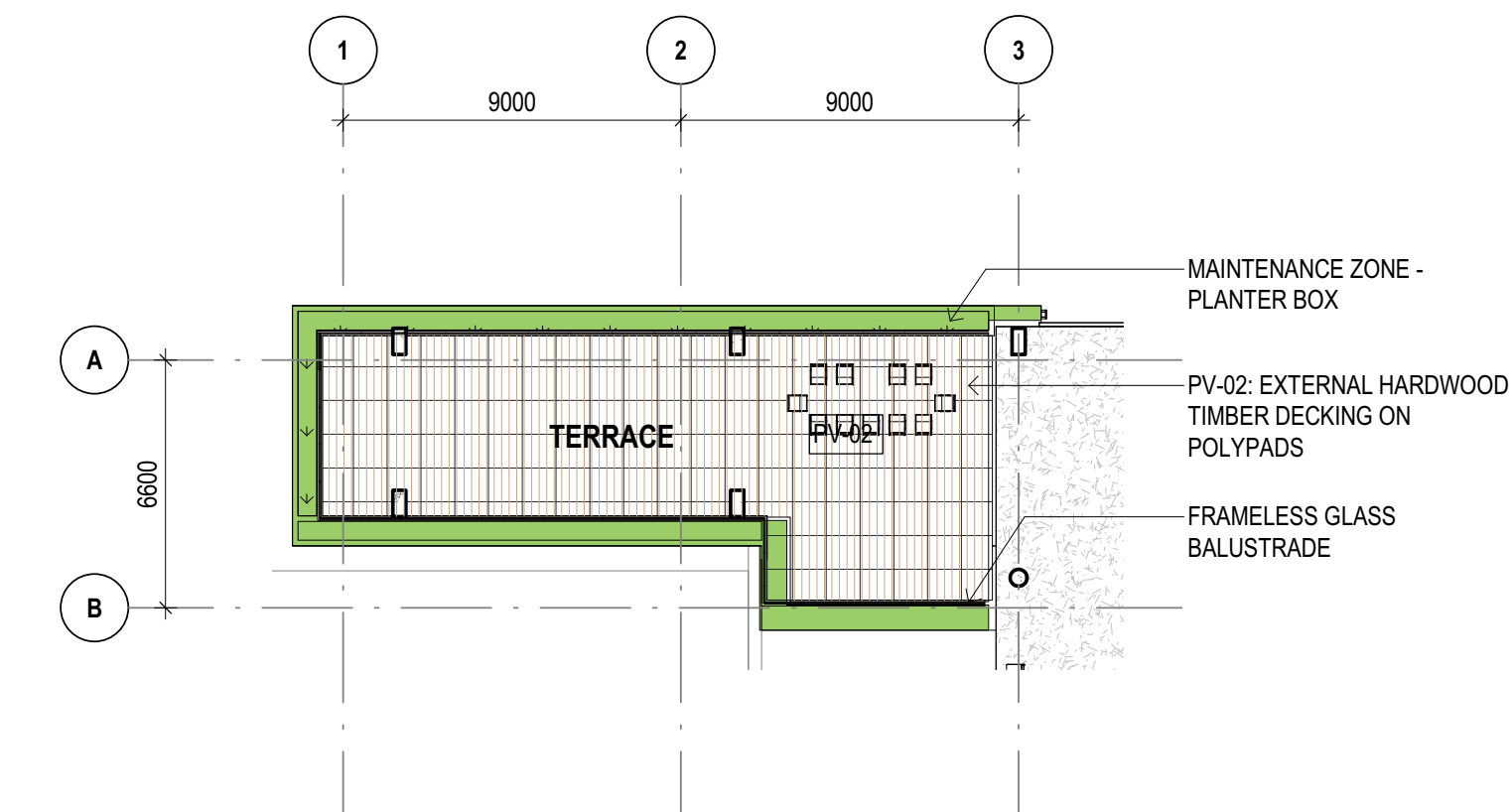
ITEM 15:
ITEM- NEW SPRINKLER SYSTEM
LOCATION- WHOLE BUILDING
ACTION- INSTALL FIRE SAFETY SYSTEM
REASON- TO MAKE BUILDING COMPLY TO CODE.

<div><div></div><div>Copyright DesignInc Sydney Pty Limited</div><div>Nominated Architects Anthony Quan 5421 Sandeep Arora 7337 Ian Armstrong 7260 Richard Dore 8126</div></div>					CLIENT 5-7PS 5-7 Parramatta Square	Manuelle Gautrand Architecture DesignInc Lacoste + Stevenson architects in association	PROJECT 5-7 PARRAMATTA SQUARE	TITLE IMAGES- GROUND FLOOR HERITAGE INTERVENTIONS	DRAWN BY	TJF	PROJECT Nº. P16-044	REVISION C	
									SCALES	NTS			
									PLOT DATE	2017/11/14			
	C	2017/11/14	ISSUED FOR REVIEW						DI				
	B	2017/11/10	DA GRANT RESUBMISSION						DI				
	A	2017/08/25	DA SET FOR EXTERNAL ENVELOPE	TJF/RJC/JDL									
	No	DATE	REVISIONS	BY									

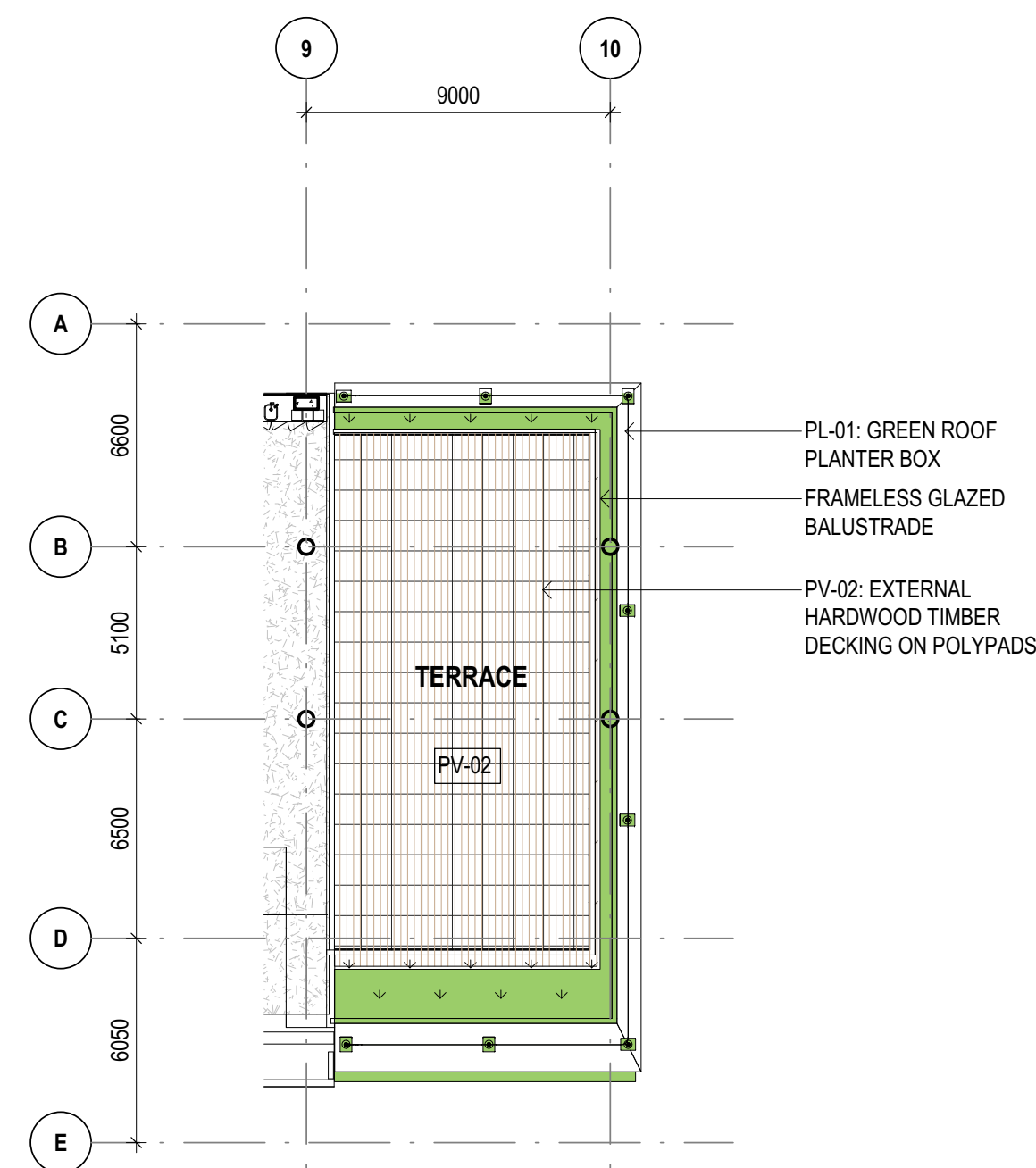


- EXTERIOR FINISHES LEGEND**
- PV-01 EXTERNAL PAVING (SUBJECT TO PRECINCT PLAN DEVELOPMENT)
 - PV-02 EXTERNAL HARDWOOD TIMBER DECKING
 - PV-03 CONCRETE PAVERS ON POLYPADS
 - PL-01 GREEN ROOF PLANTER BOX
 - PL-02 1800 DEEP PLANTING ZONE

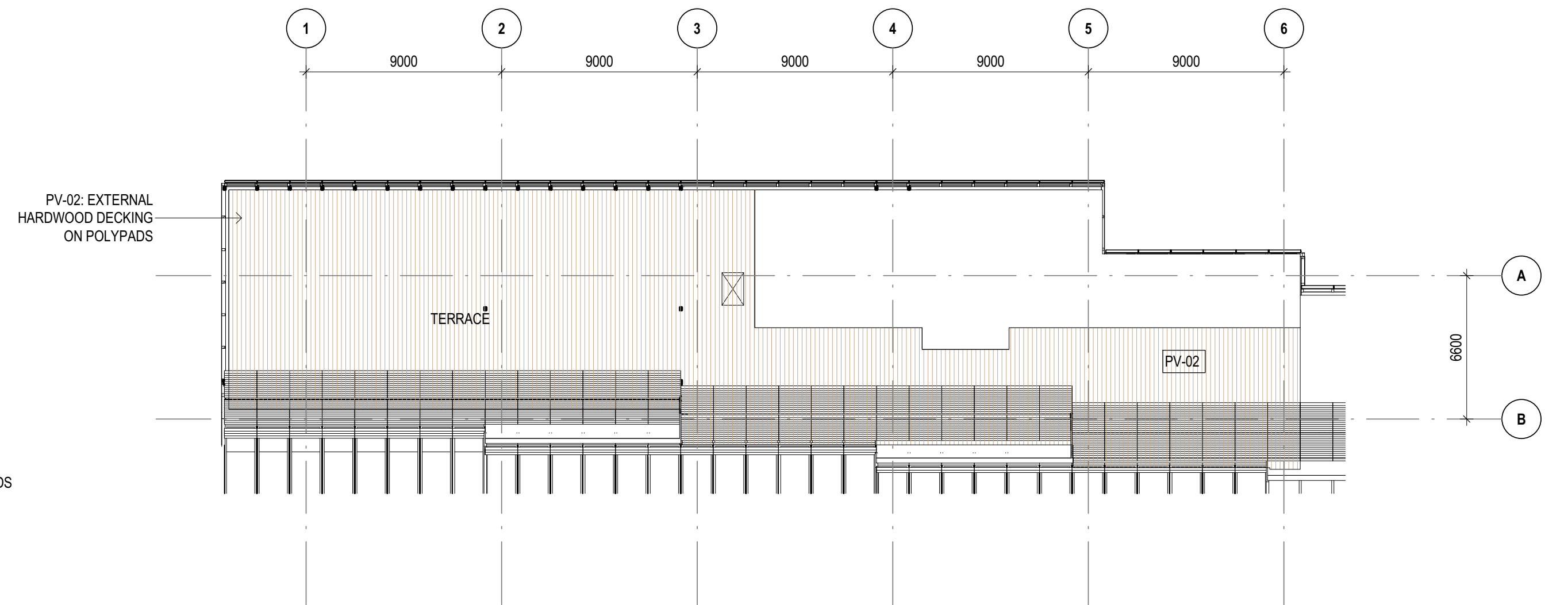
1 LANDSCAPE PLAN - GROUND FLOOR
DA-3000 SCALE 1:200



2 LANDSCAPE PLAN - L03 WEST TERRACE
DA-3000 SCALE 1:200



3 LANDSCAPE PLAN - L03 EAST TERRACE
DA-3000 SCALE 1:200



4 LANDSCAPE PLAN - L05 WEST TERRACE
DA-3000 SCALE 1:200

NOTE:
THIS DA SUBMISSION IS FOR THE EXTERNAL ENVELOPE ONLY. THE INTERNAL PLANS SUBJECT TO SEPARATE FITOUT APPLICATION

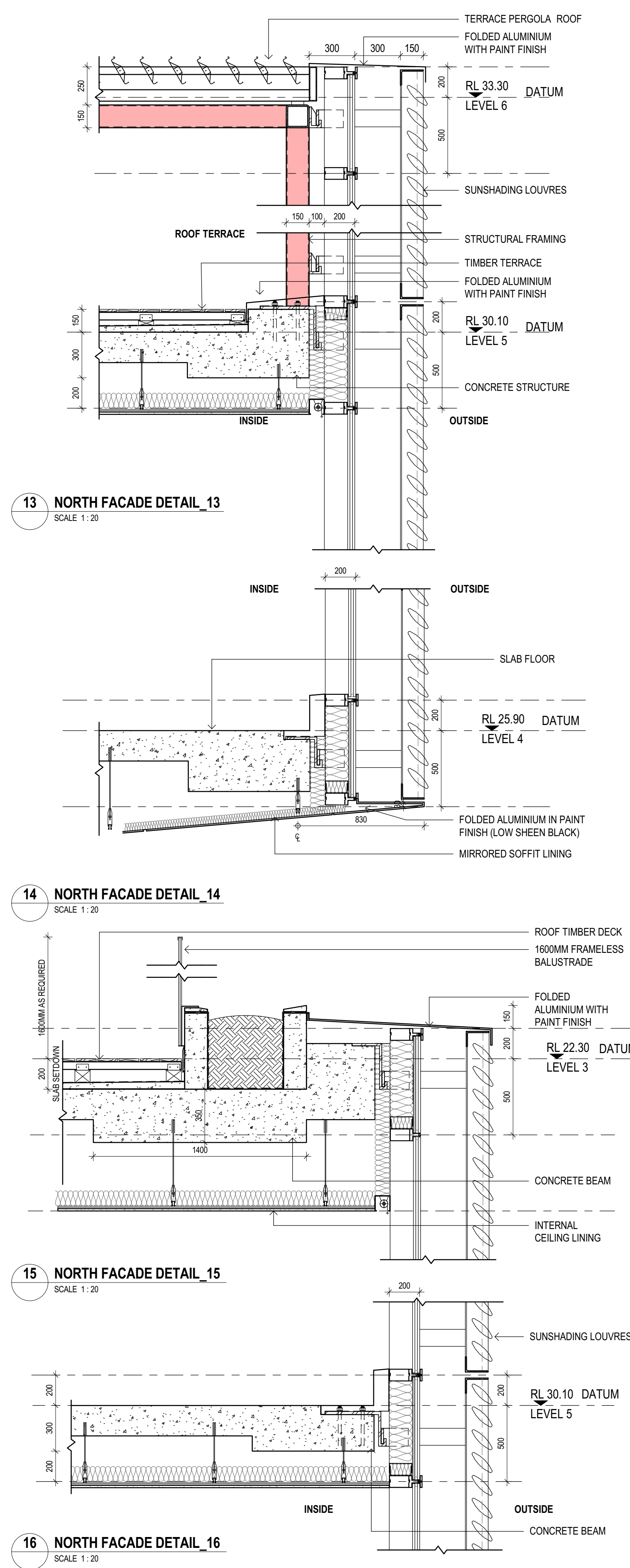
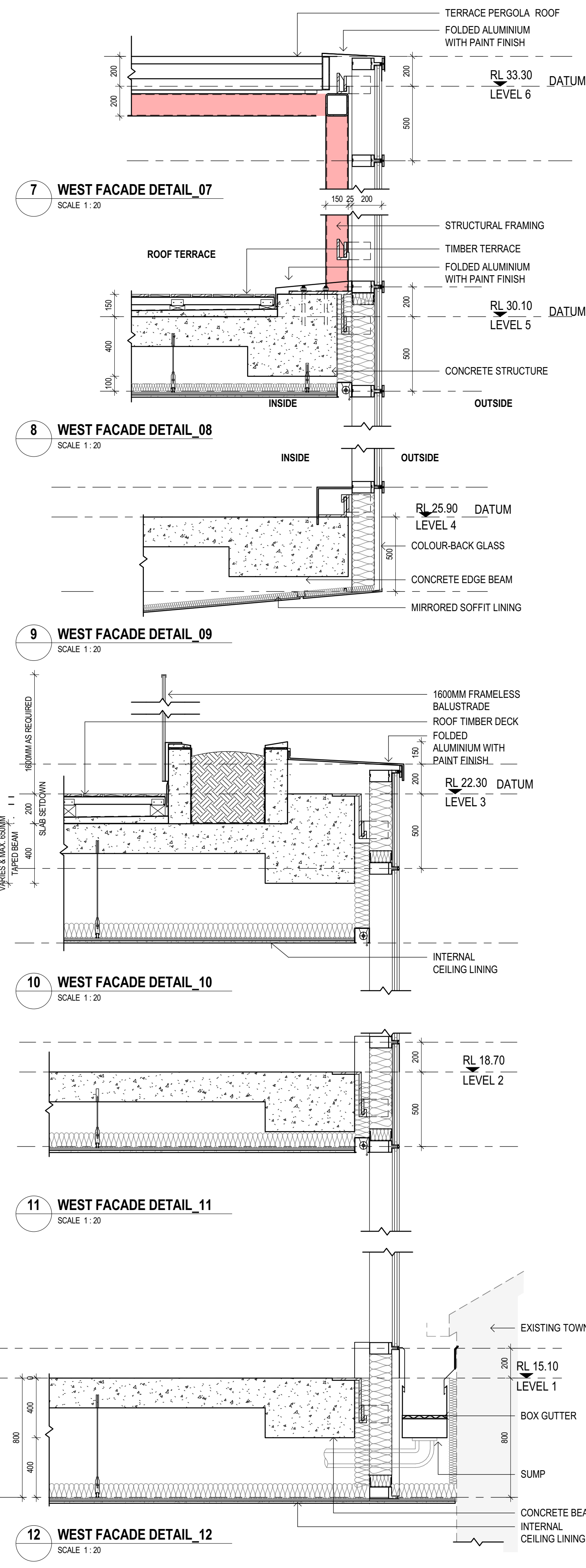
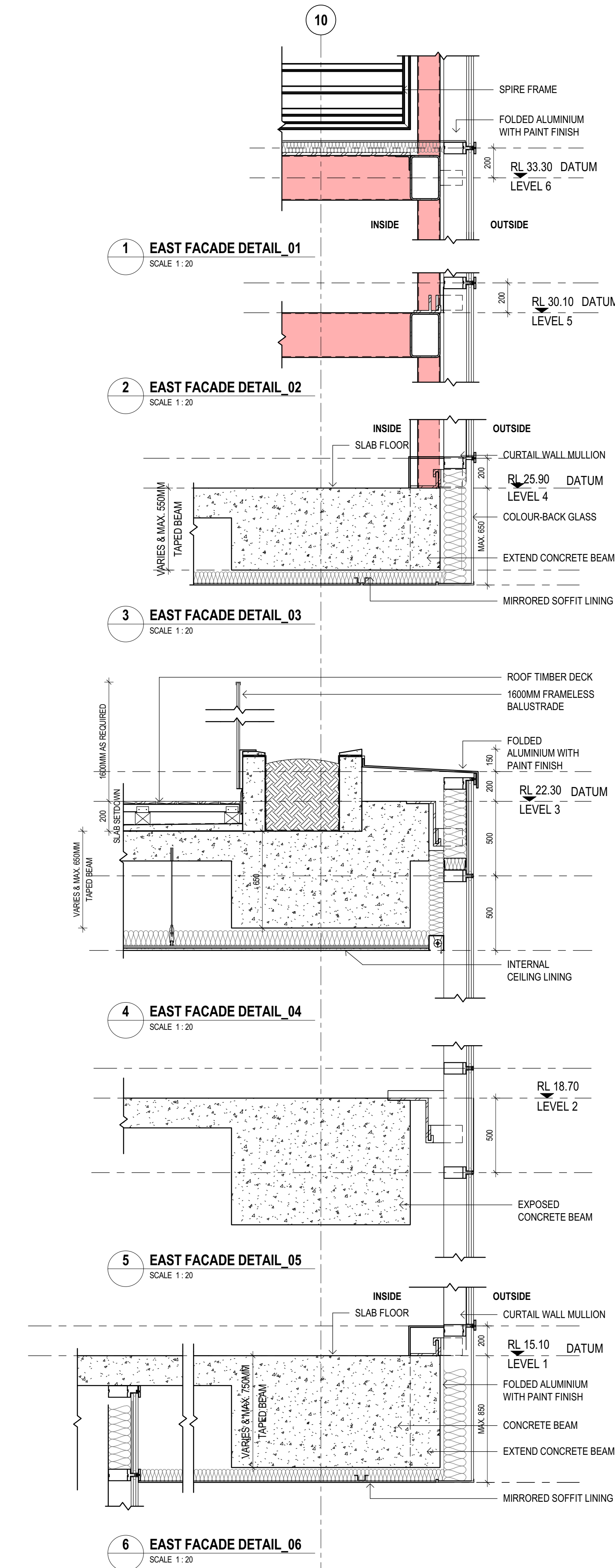
No	DATE	REVISIONS	BY
F	2017/11/14	ISSUED FOR REVIEW	DI
E	2017/11/10	DA DRAFT RESUBMISSION	DI
D	2017/08/25	DA SET FOR EXTERNAL ENVELOPE	TJF/RC/JZ/DL
C	2017/07/12	DA SET - EXTERNAL ENVELOPE	TJF
B	2017/08/09	DRAFT DA SET	TJF/RC
A	2017/05/12	FROZEN PLANS ISSUE (QS REVIEW)	TJF

CLIENT
5-7PS
5-7 Parramatta Square

Manuelle Gautrand Architecture | DesignInc | Lacoste + Stevenson
architects in association

PROJECT 5-7 PARRAMATTA SQUARE
TITLE PLAN - EXTERNAL LANDSCAPE AREAS

	DRAWN BY	RC/JZ	
	SCALES	1 : 200 @ A1	
	PLOT DATE	2017/11/14	
PROJECT N°.	P16-044	REVISION	
DRAWING N°.	DA-2120	F	



EXTERNAL MATERIALS LEGEND

FACADE CODES

AL-01 FOLDED ALUMINIUM FASCIA CLADDING. PAINT FINISHED AS PER SPEC.
AL-10 CONTINUOUS POWDERCOATED MECHANICAL LOUVRE

BA-01 1600MM GLAZED FRAMELESS BALUSTRADE

CO-01 COMPOSITE PANEL CLADDING AS PER EFS
CO-02 COMPOSITE PANEL CLADDING AS PER EFS (MIRRORED FINISH)
CS-01 CONTRASTING STRIP. FINAL PRINT DESIGN TBC SUBJECT TO SPS BRANDING DESIGN.

FT-S02 TRAFFICABLE GLAZED ROOF WITH SUNSHADING SYSTEM ON OPERABLE FRAME SYSTEM. POWDERCOAT FINISH.
FT-A02 OPERABLE VERGOLA ROOF SYSTEM. POWDERCOAT FINISH.

SL-01 STAINLESS STEEL SAFETY HOOK FIXED TO 'T' SECTION RAFTERS AT MID SPAN
SS-01 300W X 200D SS BOX GUTTER LINER ON PACKERS FALL TO DOWNPIPE. 75mm Dia. SIPHONIC DP WITH INSULATION. POWDERCOATED WEBFORGE MAINTENANCE WALKWAY OVER.

ST-01 RHS 150x100 STRUCTURAL STEEL. PAINT FINISHED AS PER SPEC.
TMB-01 TIMBER FLOOR SYSTEM.

PLA-01 PLANTER BOX AS PER LANDSCAPE ARCH. DETAILS.

NOTES

1. REFER TO THE SCHEDULE OF EXTERNAL FINISHES FOR CODE DESCRIPTIONS
2. TO COMPLY TO SECTION "J" FOR FACADE INSULATION REQUIREMENTS
3. TO BE READ IN CONJUNCTION WITH FACADE SPECIFICATION (AECOM)
4. ACOUSTIC SPECIFICATION (AECOM)
5. REFLECTIVITY STUDY (AECOM)
6. WIND STUDY REPORT (WINDTECH)

<p>© Copyright DesignInc Sydney Pty Limited Nominated Architects Anthony Quan 3421 Sandeep Arora 7337 Ian Armstrong 7360 Richard Owen 8126</p>			
B	2017/11/14	ISSUED FOR REVIEW	DI
A	2017/11/10	DA DRAFT RESUBMISSION	DI
No	DATE	REVISIONS	BY

CLIENT

5-7PS
5-7 Parramatta Square

Manuelle Gautrand Architecture | DesignInc | Lacoste + Stevenson
architects in association

PROJECT 5-7 PARRAMATTA SQUARE

TITLE FACADE DETAILS EAST, WEST, NORTH

DRAWN BY DI

SCALES 1:20 @ A1

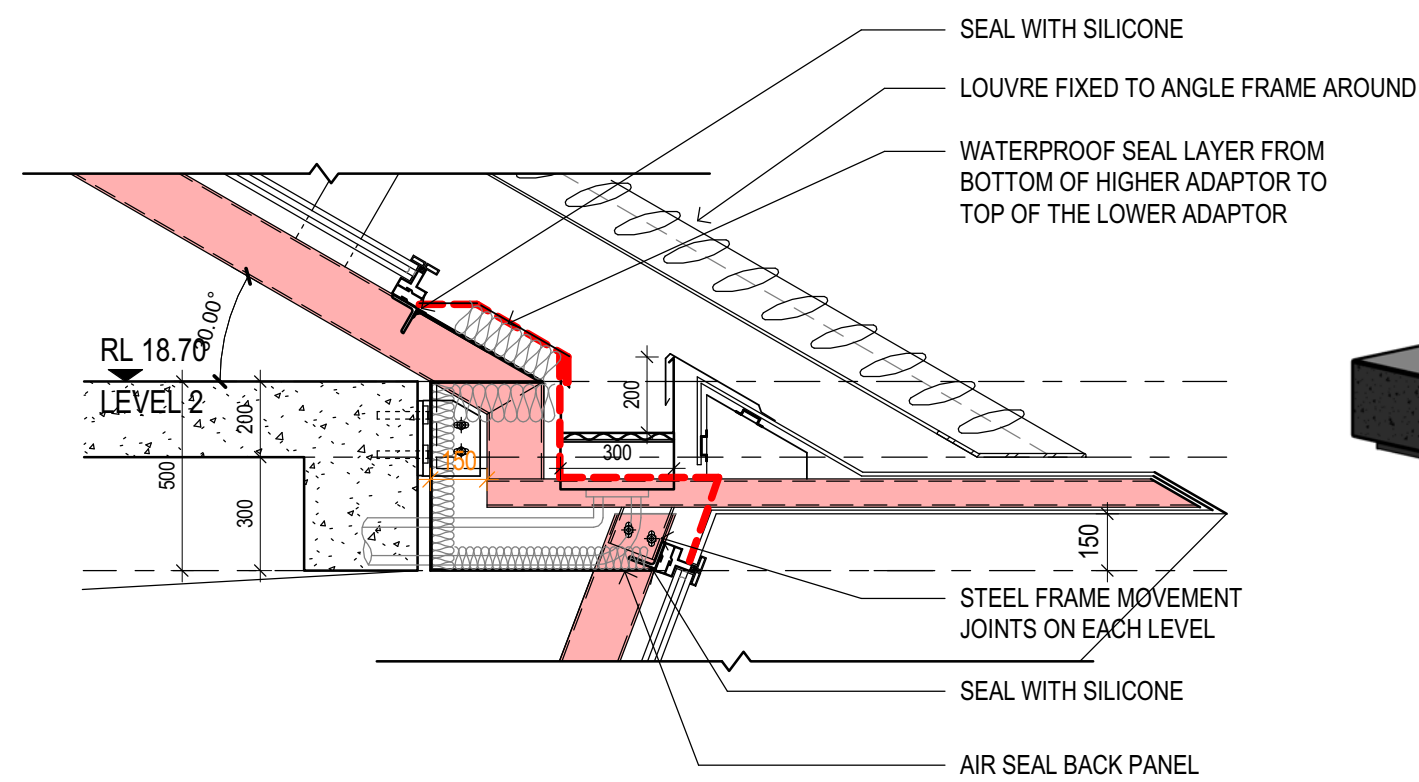
PLOT DATE 2017/11/14

PROJECT N°. P16-044

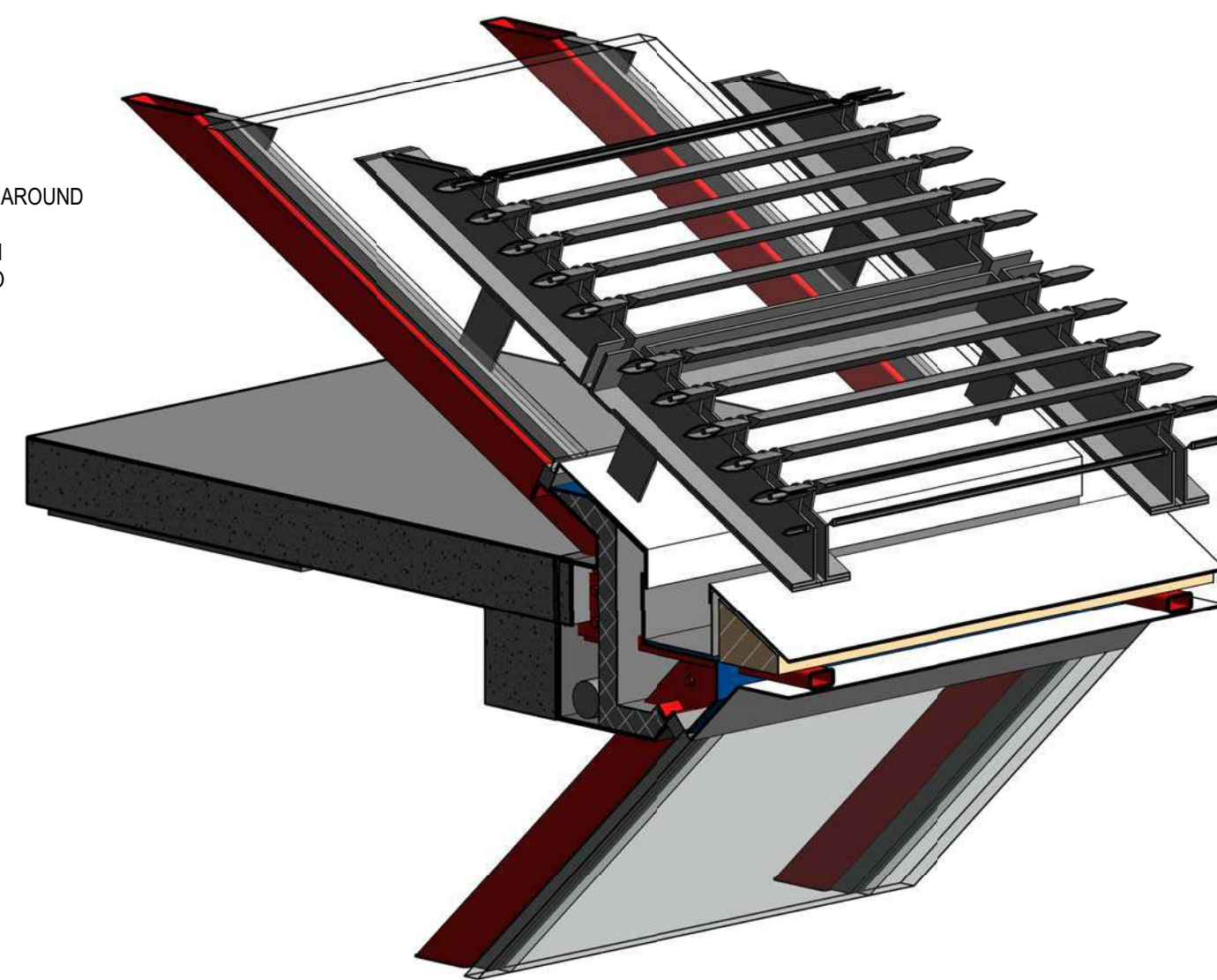
DRAWING N°. DA-2135

REVISION

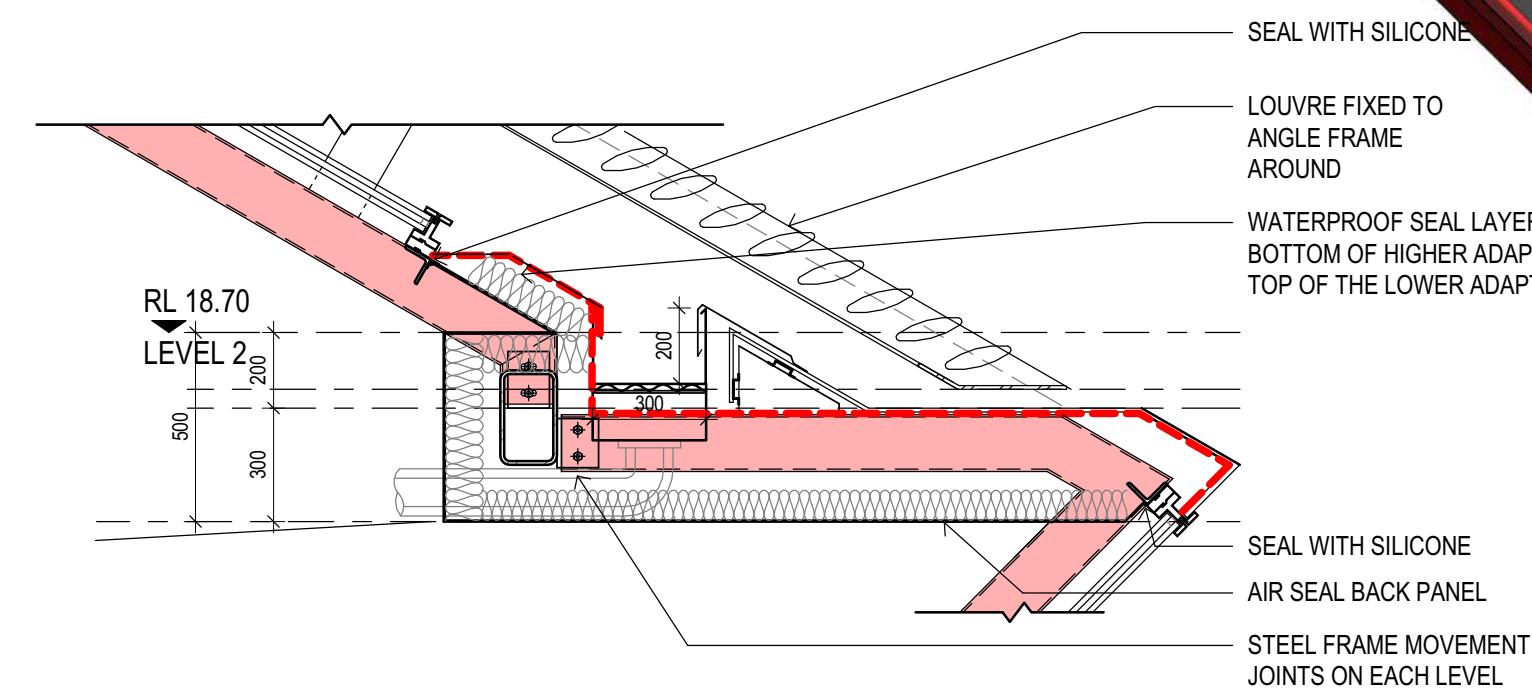
B



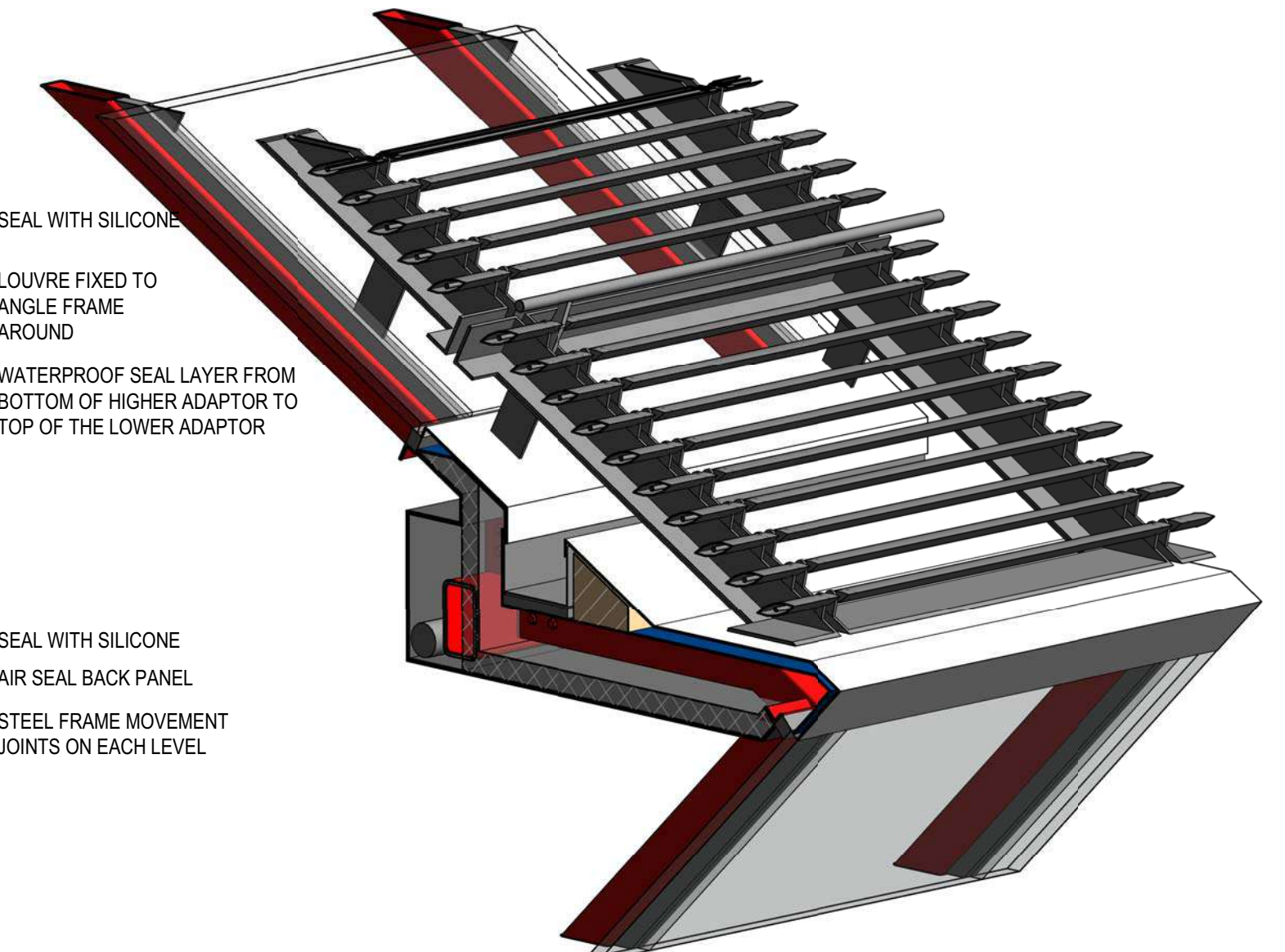
1 ROOF FACADE DETAILS 01
SCALE 1:20



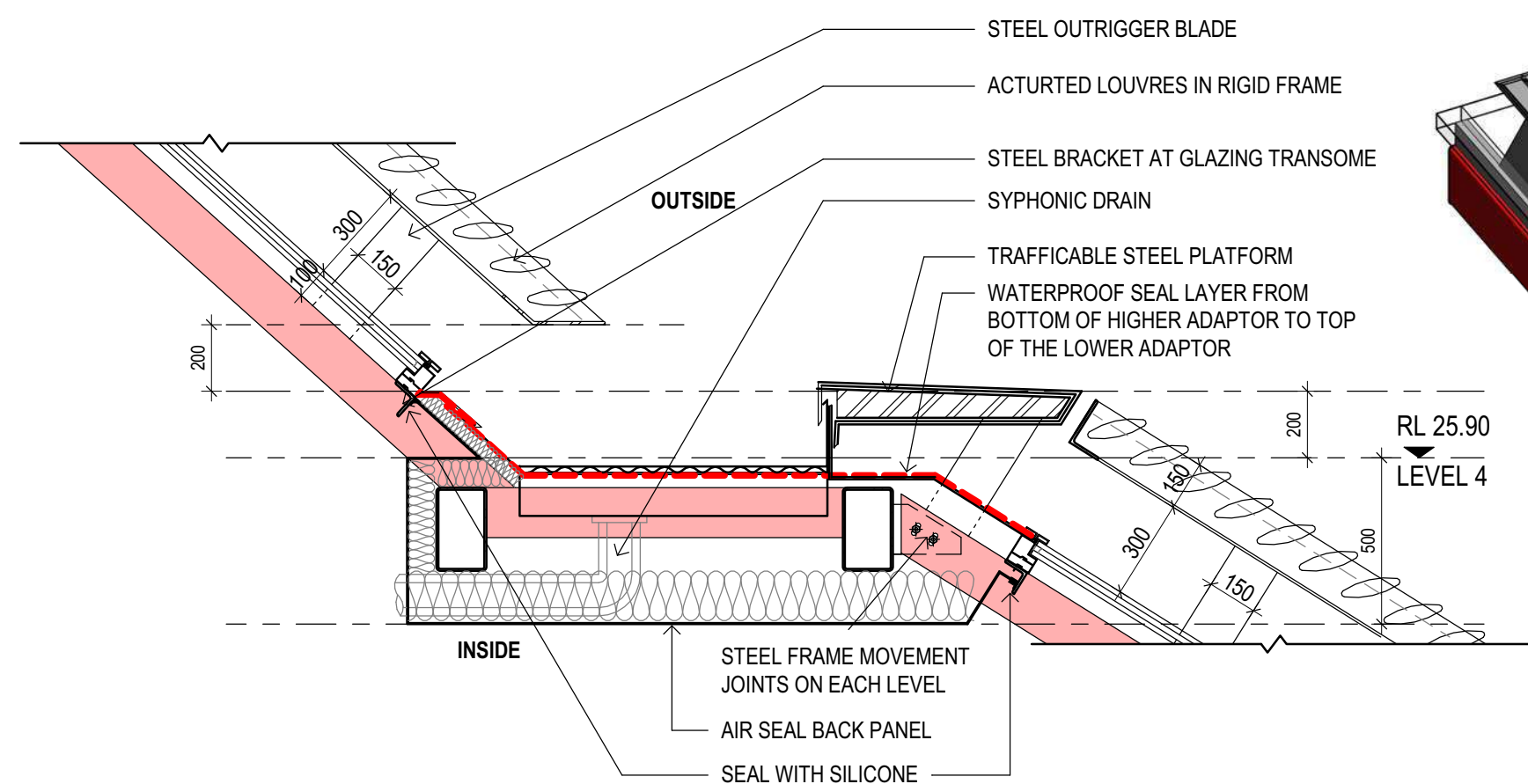
2 ROOF FACADE AXO 01
SCALE



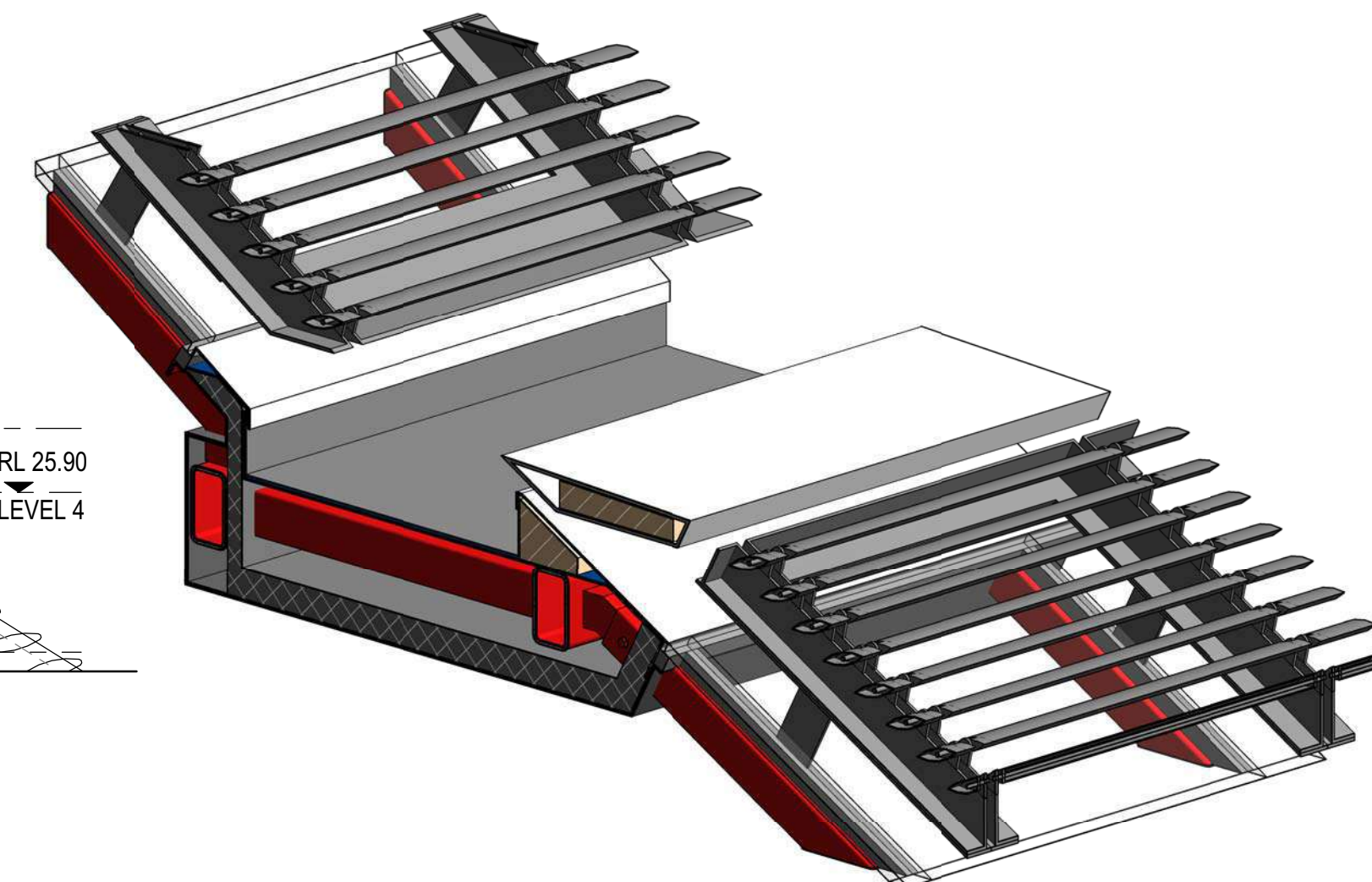
3 ROOF FACADE DETAILS 02
SCALE 1:20



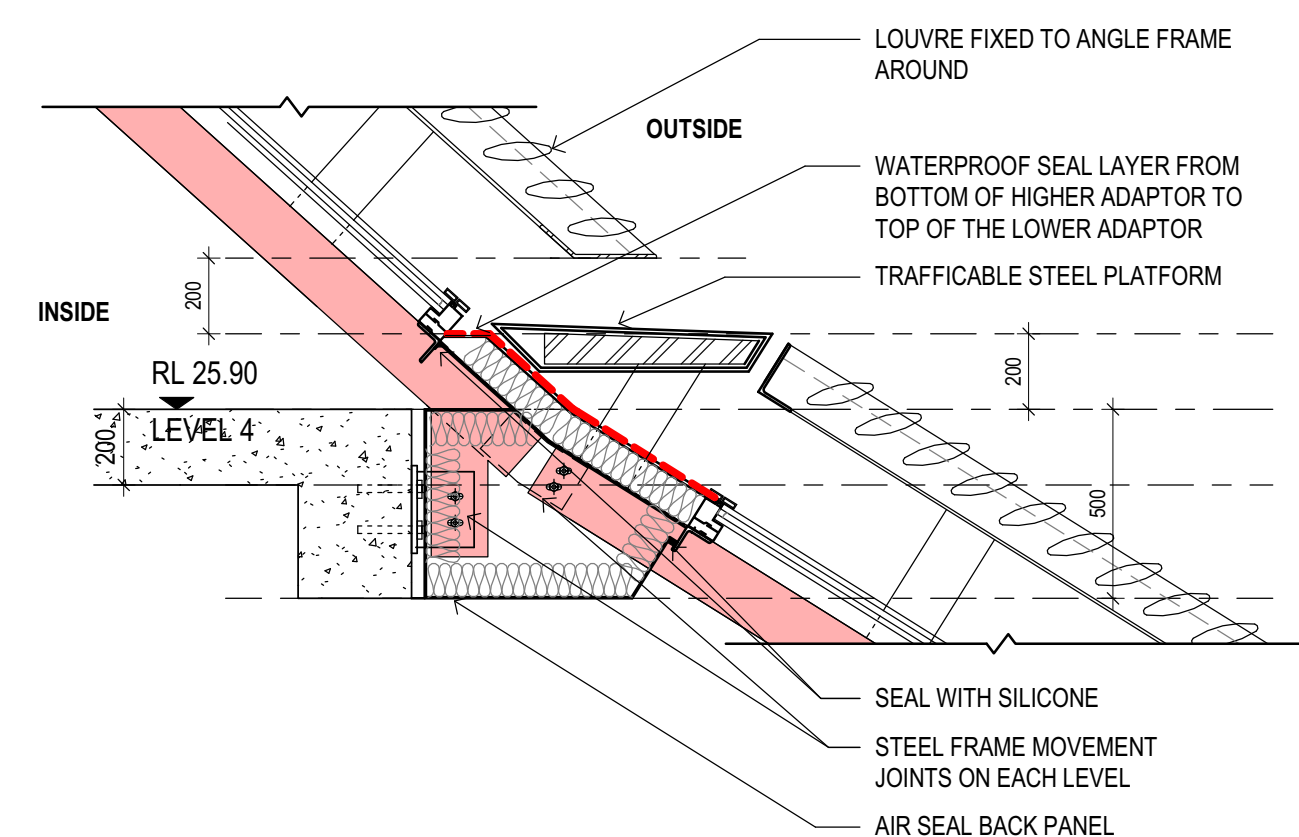
4 ROOF FACADE AXO 02
SCALE



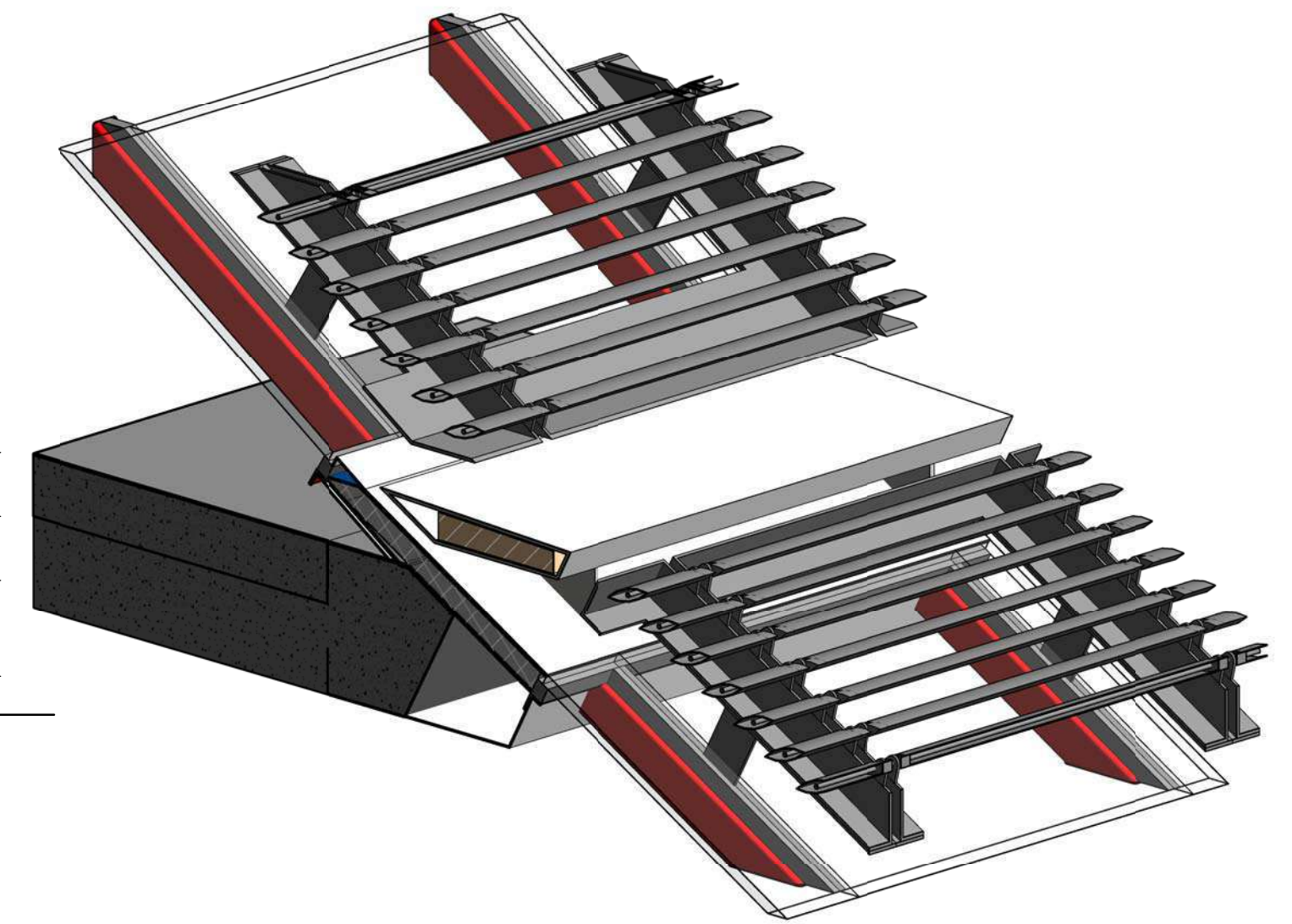
5 ROOF FACADE DETAILS 03
SCALE 1:20



6 ROOF FACADE AXO 03
SCALE



7 ROOF FACADE DETAILS 04
SCALE 1:20



8 ROOF FACADE AXO 04
SCALE

<div>© Copyright DesignInc Sydney Pty Limited</div> <div>Nominated Architects</div> <div>Anthony Quan 5421 Sandeep Arora 7337 Ian Armstrong 7265 Richard Owen 8126</div>				
	B	2017/11/14	ISSUED FOR REVIEW	DI
	A	2017/11/10	DA DRAFT RESUBMISSION	DI
	No	DATE	REVISIONS	BY

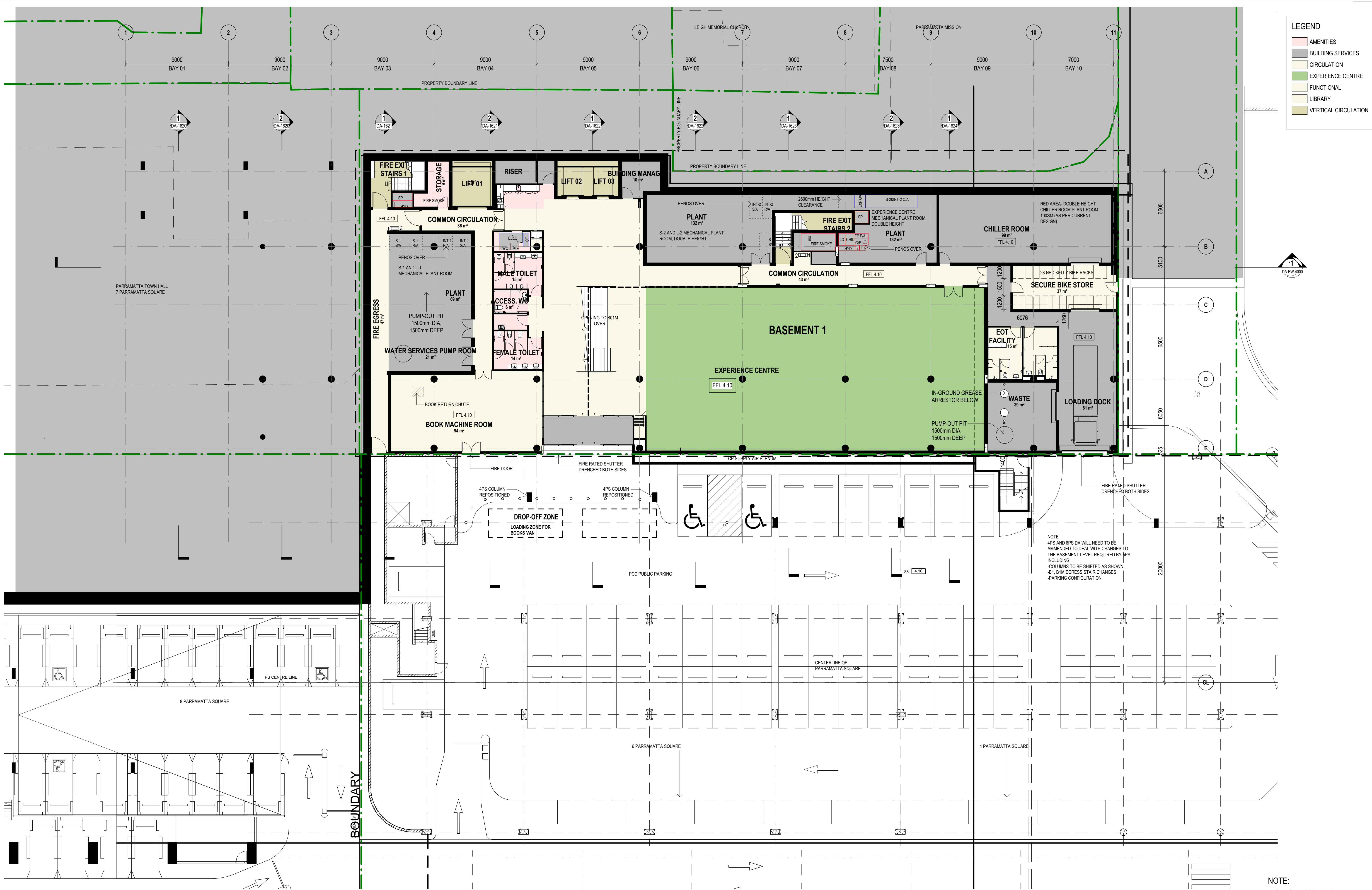
CLIENT
5-7PS
5-7 Parramatta Square

Manuelle Gautrand Architecture | DesignInc | **Lacoste + Stevenson**
architects in association

PROJECT 5-7 PARRAMATTA SQUARE

TITLE FACADE DETAILS SOUTH

DRAWN BY	RC/JZ/TJF/DL	
SCALES	1:20 @ A1	
PLOT DATE	2017/11/14	
PROJECT N°.	P16-044	REVISION
DRAWING N°.	DA-2136	B



NOTE:
THIS DA SUBMISSION IS FOR THE
EXTERNAL ENVELOPE ONLY. THE
INTERNAL PLANS SUBJECT TO
SEPARATE FITOUT APPLICATION

R	2018/01/16	ISSUED WITH CIVIL LEVELS UPDATED	DI
Q	2017/11/23	ISSUED FOR REVIEW	DI
P	2017/11/14	ISSUED FOR REVIEW	DI
O	2017/11/10	DA DRAFT RESUBMISSION	DI
N	2017/08/25	DA SET FOR EXTERNAL ENVELOPE	TJF/RC/JZ/DL
M	2017/07/26	DA DRAFT FOR SERVICES REVIEW	TJF/RC/JZ/DL
L	2017/07/12	DA SET- EXTERNAL ENVELOPE	TJF
K	2017/06/09	DRAFT DA SET	TJF/RC
J	2017/06/07	FOR FEEDBACK	TJF/RC
No	DATE	REVISIONS	BY

CLIENT
5-7PS
5-7 Parramatta Square

Manuelle Gautrand Architecture | DesignInc | Lacoste + Stevenson
architects in association

PROJECT 5-7 PARRAMATTA SQUARE
TITLE BASEMENT 1 PLAN

	DRAWN BY	RC/JZ	
	SCALES	1 : 150 @ A1	
	PLOT DATE	2018/01/16	
PROJECT N°.	P16-044		REVISION
DRAWING N°.	DA-2382		R